


High Performance Circuit Breaker S800C

for IEC and UL applications



The high performance circuit breaker S800C is designed for use in IEC and UL applications and available in 1-, 2-, 3- and 4-pole versions.

The small pole width of only 27 mm allows a space-saving installation. The current range covers nominal rated currents from 10 A up to 125 A (depending on characteristic) with a maximum rated short-circuit breaking capacity (I_{cu}) of up to 25 kA in IEC applications and breaking capacities (I_{cc}) of up to 20 kA in UL applications.

Due to the number of global standards met by the S800C, the flexibility for worldwide installation is high. A single product can fulfill the needs of both IEC and UL applications.

Features

- Rated operational voltage up to 440 V AC (IEC) and 277/480Y V AC (UL), Supplementary Protector
- Rated short-circuit breaking capacity (I_{cu}) 25 kA @ 240/415 V AC (IEC) and 20 kA @ 240 V AC (UL)
- Fast modification on ring lug terminals
- Compact
- Space saving

Application

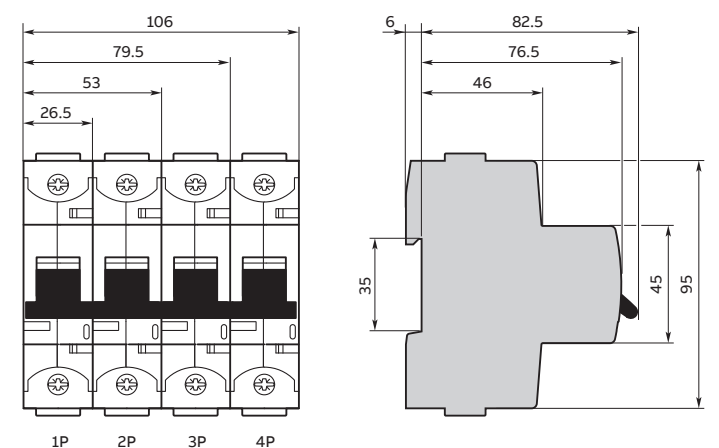
- Transformer protection
- Motor protection
- Mining industry, opencast and underground
- Power distribution systems e.g. tunnels
- Lighting systems protection
- Ventilation equipment protection
- Also used for applications supplied by long wires

Technical data

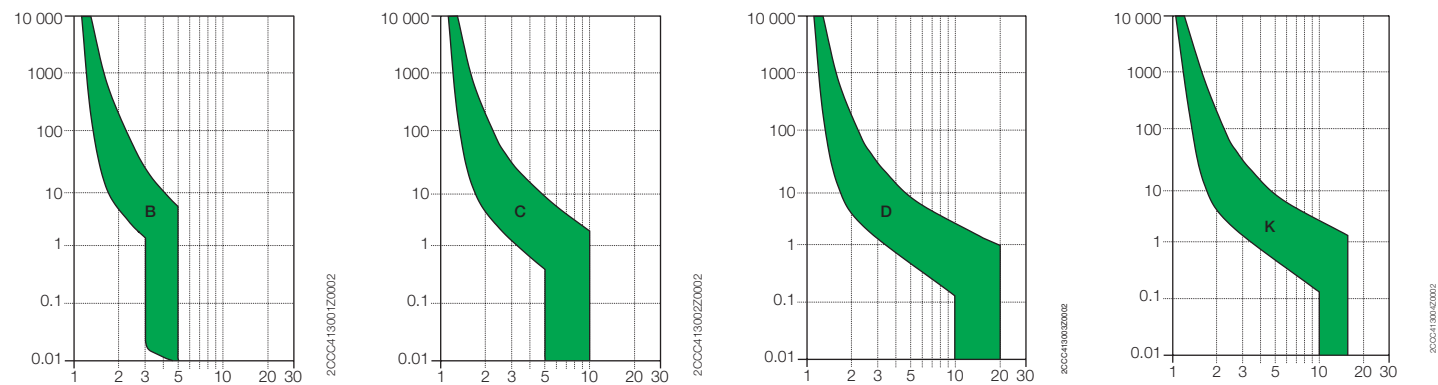
S800C

General data		
Tripping characteristic		B, C, D, K
Standard		IEC 60947-2, EN 60898-1, UL 1077
Poles		1...4
Rated frequency	Hz	50/60
Overvoltage category		IV
Pollution degree		3
Suitability for isolation		yes
Data acc. to IEC 60947-2		
Rated operational voltage U_e	V	AC 245/440
Rated operational current I_e	A	10 ... 125 AC 240/415 V = 25 kA AC 254/440 V = 15 kA
Rated ultimate short-circuit capacity I_{cu}	kA	DC 125 V (1-pole) = 10 kA DC 250 V (2-pole) = 10 kA DC 375 V (3-pole) = 10 kA DC 500 V (4-pole) = 10 kA AC 240/415 V = 18 kA AC 254/440 V (up to 80 A) = 10 kA
Rated service short-circuit capacity I_{cs}	kA	DC 125 V (1-pole) = 10 kA DC 250 V (2-pole) = 10 kA DC 375 V (3-pole) = 10 kA DC 500 V (4-pole) = 10 kA
Rated insulation voltage U_i	V	AC 500 V
Rated impulse withstand voltage U_{imp}	kV	8
Reference temperature for tripping characteristic	°C	B, C, D: 30, K: 40
Electrical and mechanical endurance	ops.	10 ... 32 A: 10000 electrical/ 10000 mechanical 40 ... 100 A: 6000 electrical/ 10000 mechanical 125 A: 4000 electrical/ 10000 mechanical
Data acc. to UL1077, Supplementary Protector		
Rated voltage U	V	240 V AC 277/480V V AC (2p, 3p, 4p) 125 V DC (1p) 250 V DC (2p in series) 375 V DC (3p in series) 500 V DC (4p in series)
Rated current I	A	10 ... 100 20 (240 V AC) 10 (277/480V V AC) 10 (500 V DC)
Short-circuit breaking capacity I_{cc}	kA	10 (500 V DC)
Rated insulation voltage U_i	V	AC 500V
Reference temperature for tripping characteristic	°C	B, C, D: 30, K: 40

General data		
Electrical and mechanical endurance	ops.	up to 100 A: 6000 electrical/ 4000 mechanical
Mechanical data		
Housing		Material group I, RAL 7035
Toggle		black, lockable
Protection degree acc. to IEC / EN 60529		IP20; IP40 (actuating side only)
Classification acc. to NF F16-101, NF F 16-102		I3, F2
Classification acc. to IEC 61373 (shock and vibration)		Cat. 1, Class B
Shock resistance acc. to IEC / EN 60068-2-27		Test Ea: 5 g/30 ms Test Fc: 2-13.2 Hz/1 mm 13.2-100 Hz/0.7 g with load 100 % I_e
Vibration resistance acc. to IEC / EN 60068-2-6		12+12 cycle with 55 °C/90-96 % RH and 25 °C/95-100 % RH 16 hours 55°C/2 hours 70°C/55% RH
Environmental conditions (damp heat) acc. to IEC / EN 60068-2-30		12+12 cycle with 55 °C/90-96 % RH and 25 °C/95-100 % RH
Environmental conditions (dry heat) acc. to IEC / EN 60068-2-2		16 hours 55°C/2 hours 70°C/55% RH
Ambient temperature	°C	-25 ... +60
Storage temperature	°C	-40 ... +70
Installation		
Terminal		Failsafe cage terminal
Connection (top/bottom) – Cu only	mm ²	1 ... 50 stranded 1 ... 70 flexible
Tightening torque	Nm	3.5
Screwdriver		POZI 2
Mounting		EN 60715
Mounting position		any
Supply side		any
Dimension and weight		
Pole dimension (H x L x W)	mm	95 x 82,5 x 26,5
Pole weight	kg	0.27



20004130/020001



Tripping behaviour compliant to EN 60898-1

Characteristics	Currents	Thermal tripping		Electromagnetic tripping	
		Small test current	Large test current	Small test current	Large test current
B	10 ... 125 A	$1.13 \times I_n$	$1.45 \times I_n$	$3 \times I_n$	$5 \times I_n$
C	10 ... 125 A	$1.13 \times I_n$	$1.45 \times I_n$	$5 \times I_n$	$10 \times I_n$
D	10 ... 125 A	$1.13 \times I_n$	$1.45 \times I_n$	$10 \times I_n$	$20 \times I_n$

Tripping behaviour compliant to IEC 60947-2

Characteristics	Currents	Thermal tripping		Electromagnetic tripping
		Small test current	Large test current	
B	10 ... 125 A	$1.05 \times I_n$	$1.30 \times I_n$	$4 \times I_n \pm 20\%$
C	10 ... 125 A	$1.05 \times I_n$	$1.30 \times I_n$	$8 \times I_n \pm 20\%$
D	10 ... 125 A	$1.05 \times I_n$	$1.30 \times I_n$	$13 \times I_n \pm 20\%$
K	10 ... 125 A	$1.05 \times I_n$	$1.20 \times I_n$	$13 \times I_n \pm 20\%$

Typical internal resistances and power losses at 25 °C ambient temperature (per pole)

Rated current I_n [A]	Internal resistance R_i [mΩ]	Power loss P_v [W]
	B, C, D, K	B, C, D, K
10	15.2	1.5
13	12.1	2
16	12.1	3.1
20	8.7	3.5
25	6.8	4.3
32	3.1	3.2
40	2.3	3.7
50	1.7	4.3
63	1.6	6.4
80	1	6.4
100	0.8	8
125	0.6	9.4

Influence of ambient temperature

The table refers to the conditions according to the product standard IEC 60947-2.

Max. operating current depending on the ambient temperature of S800

B,C,D In [A]	Ambient temperature [°C]																				
	-25	-20	-15	-10	-5	0	5	10	15	20	25	30	35	40	45	50	55	60	65	70	75
10	12.0	11.8	11.7	11.5	11.3	11.1	10.9	10.7	10.6	10.4	10.2	10.0	9.8	9.6	9.4	9.3	9.1	8.9	8.7	8.5	8.3
13	15.6	15.4	15.1	14.9	14.7	14.4	14.2	14.0	13.7	13.5	13.2	13.0	12.8	12.5	12.3	12.0	11.8	11.6	11.3	11.1	10.9
16	19.2	18.9	18.6	18.3	18.1	17.8	17.5	17.2	16.9	16.6	16.3	16.0	15.7	15.4	15.1	14.8	14.5	14.2	13.9	13.7	13.4
20	24.0	23.7	23.3	22.9	22.6	22.2	21.8	21.5	21.1	20.7	20.4	20.0	19.6	19.3	18.9	18.5	18.2	17.8	17.4	17.1	16.7
25	30.0	29.6	29.1	28.7	28.2	27.8	27.3	26.8	26.4	25.9	25.5	25.0	24.5	24.1	23.6	23.2	22.7	22.2	21.8	21.3	20.9
32	38.5	37.9	37.3	36.7	36.1	35.5	34.9	34.3	33.8	33.2	32.6	32.0	31.4	30.8	30.2	29.7	29.1	28.5	27.9	27.3	26.7
40	48.1	47.3	46.6	45.9	45.1	44.4	43.7	42.9	42.2	41.5	40.7	40.0	39.3	38.5	37.8	37.1	36.3	35.6	34.9	34.1	33.4
50	60.1	59.2	58.3	57.3	56.4	55.5	54.6	53.7	52.8	51.8	50.9	50.0	49.1	48.2	47.2	46.3	45.4	44.5	43.6	42.7	41.7
63	75.7	74.6	73.4	72.2	71.1	69.9	68.8	67.6	66.5	65.3	64.2	63.0	61.8	60.7	59.5	58.4	57.2	56.1	54.9	53.8	52.6
80	96.1	94.7	93.2	91.7	90.3	88.8	87.3	85.9	84.4	82.9	81.5	80.0	78.5	77.1	75.6	74.1	72.7	71.2	69.7	68.3	66.8
100	120.2	118.4	116.5	114.7	112.8	111.0	109.2	107.3	105.5	103.7	101.8	100.0	98.2	96.3	94.5	92.7	90.8	89.0	87.2	85.3	83.5
125	150.2	147.9	145.6	143.4	141.1	138.8	136.5	134.2	131.9	129.6	127.3	125.0	122.7	120.4	118.1	115.8	113.5	111.2	108.9	106.7	104.4

K In [A]	Ambient temperature [°C]																				
	-25	-20	-15	-10	-5	0	5	10	15	20	25	30	35	40	45	50	55	60	65	70	75
10	12.4	12.2	12.0	11.8	11.7	11.5	11.3	11.1	10.9	10.7	10.6	10.4	10.2	10.0	9.8	9.6	9.4	9.3	9.1	8.9	8.7
13	16.1	15.9	15.6	15.4	15.1	14.9	14.7	14.4	14.2	14.0	13.7	13.5	13.2	13.0	12.8	12.5	12.3	12.0	11.8	11.6	11.3
16	19.8	19.5	19.2	18.9	18.6	18.3	18.1	17.8	17.5	17.2	16.9	16.6	16.3	16.0	15.7	15.4	15.1	14.8	14.5	14.2	13.9
20	24.8	24.4	24.0	23.7	23.3	22.9	22.6	22.2	21.8	21.5	21.1	20.7	20.4	20.0	19.6	19.3	18.9	18.5	18.2	17.8	17.4
25	31.0	30.5	30.0	29.6	29.1	28.7	28.2	27.8	27.3	26.8	26.4	25.9	25.5	25.0	24.5	24.1	23.6	23.2	22.7	22.2	21.8
32	39.6	39.0	38.5	37.9	37.3	36.7	36.1	35.5	34.9	34.3	33.8	33.2	32.6	32.0	31.4	30.8	30.2	29.7	29.1	28.5	27.9
40	49.5	48.8	48.1	47.3	46.6	45.9	45.1	44.4	43.7	42.9	42.2	41.5	40.7	40.0	39.3	38.5	37.8	37.1	36.3	35.6	34.9
50	61.9	61.0	60.1	59.2	58.3	57.3	56.4	55.5	54.6	53.7	52.8	51.8	50.9	50.0	49.1	48.2	47.2	46.3	45.4	44.5	43.6
63	78.0	76.9	75.7	74.6	73.4	72.2	71.1	69.9	68.8	67.6	66.5	65.3	64.2	63.0	61.8	60.7	59.5	58.4	57.2	56.1	54.9
80	99.1	97.6	96.1	94.7	93.2	91.7	90.3	88.8	87.3	85.9	84.4	82.9	81.5	80.0	78.5	77.1	75.6	74.1	72.7	71.2	69.7
100	123.9	122.0	120.2	118.4	116.5	114.7	112.8	111.0	109.2	107.3	105.5	103.7	101.8	100.0	98.2	96.3	94.5	92.7	90.8	89.0	87.2
125	154.8	152.5	150.2	147.9	145.6	143.4	141.1	138.8	136.5	134.2	131.9	129.6	127.3	125.0	122.7	120.4	118.1	115.8	113.5	111.2	108.9

S800C-B Characteristic B $I_{cu} = 25$ kA; with interchangeable cage terminal

2CCS413001F



I_{cu} [kA]	Rated current [A]	Order details			Weight [kg]	Pkg. unit
		Type code	Order code	GTIN EAN 7612271		
25	10	S801C-B10	2CCS881001R0105	12087	0.25	1
25	13	S801C-B13	2CCS881001R0135	12247	0.25	1
25	16	S801C-B16	2CCS881001R0165	12407	0.25	1
25	20	S801C-B20	2CCS881001R0205	12568	0.25	1
25	25	S801C-B25	2CCS881001R0255	12728	0.25	1
25	32	S801C-B32	2CCS881001R0325	12889	0.25	1
25	40	S801C-B40	2CCS881001R0405	13046	0.25	1
25	50	S801C-B50	2CCS881001R0505	13206	0.25	1
25	63	S801C-B63	2CCS881001R0635	13367	0.25	1
25	80	S801C-B80	2CCS881001R0805	13527	0.25	1
25	100	S801C-B100	2CCS881001R0825	13688	0.25	1
25	125	S801C-B125	2CCS881001R0845	13848	0.25	1



2CCS413002F




25	10	S802C-B10	2CCS882001R0105	12094	0.49	1
25	13	S802C-B13	2CCS882001R0135	12254	0.49	1
25	16	S802C-B16	2CCS882001R0165	12414	0.49	1
25	20	S802C-B20	2CCS882001R0205	12575	0.49	1
25	25	S802C-B25	2CCS882001R0255	12735	0.49	1
25	32	S802C-B32	2CCS882001R0325	12896	0.49	1
25	40	S802C-B40	2CCS882001R0405	13053	0.49	1
25	50	S802C-B50	2CCS882001R0505	13213	0.49	1
25	63	S802C-B63	2CCS882001R0635	13374	0.49	1
25	80	S802C-B80	2CCS882001R0805	13534	0.49	1
25	100	S802C-B100	2CCS882001R0825	13695	0.49	1
25	125	S802C-B125	2CCS882001R0845	13855	0.49	1



2CCS413003F



25	10	S803C-B10	2CCS883001R0105	12100	0.74	1
25	13	S803C-B13	2CCS883001R0135	12261	0.74	1
25	16	S803C-B16	2CCS883001R0165	12421	0.74	1
25	20	S803C-B20	2CCS883001R0205	12582	0.74	1
25	25	S803C-B25	2CCS883001R0255	12742	0.74	1
25	32	S803C-B32	2CCS883001R0325	12902	0.74	1
25	40	S803C-B40	2CCS883001R0405	13060	0.74	1
25	50	S803C-B50	2CCS883001R0505	13220	0.74	1
25	63	S803C-B63	2CCS883001R0635	13381	0.74	1
25	80	S803C-B80	2CCS883001R0805	13541	0.74	1
25	100	S803C-B100	2CCS883001R0825	13701	0.74	1
25	125	S803C-B125	2CCS883001R0845	13862	0.74	1

S800C-B Characteristic B $I_{cu} = 25$ kA; with interchangeable cage terminal

2CCS413004F



I_{cu} [kA]	Rated current [A]	Order details			Weight [kg]	Pkg. unit
		Type code	Order code	GTIN EAN 7612271		
25	10	S804C-B10	2CCS884001R0105	12117	0.98	1
25	13	S804C-B13	2CCS884001R0135	12278	0.98	1
25	16	S804C-B16	2CCS884001R0165	12438	0.98	1
25	20	S804C-B20	2CCS884001R0205	12599	0.98	1
25	25	S804C-B25	2CCS884001R0255	12759	0.98	1
25	32	S804C-B32	2CCS884001R0325	12919	0.98	1
25	40	S804C-B40	2CCS884001R0405	13077	0.98	1
25	50	S804C-B50	2CCS884001R0505	13237	0.98	1
25	63	S804C-B63	2CCS884001R0635	13398	0.98	1
25	80	S804C-B80	2CCS884001R0805	13558	0.98	1
25	100	S804C-B100	2CCS884001R0825	13718	0.98	1
25	125	S804C-B125	2CCS884001R0845	13879	0.98	1

S800C-C Characteristic C

$I_{cu} = 25$ kA; with interchangeable cage terminal



2CC0413001F



I_{cu} [kA]	Rated current [A]	Order details			Weight [kg]	Pkg. unit
		Type code	Order code	GTIN EAN 7612271		
25	10	S801C-C10	2CCS881001R0104	12124	0.25	1
25	13	S801C-C13	2CCS881001R0134	12285	0.25	1
25	16	S801C-C16	2CCS881001R0164	12445	0.25	1
25	20	S801C-C20	2CCS881001R0204	12605	0.25	1
25	25	S801C-C25	2CCS881001R0254	12766	0.25	1
25	32	S801C-C32	2CCS881001R0324	12926	0.25	1
25	40	S801C-C40	2CCS881001R0404	13084	0.25	1
25	50	S801C-C50	2CCS881001R0504	13244	0.25	1
25	63	S801C-C63	2CCS881001R0634	13404	0.25	1
25	80	S801C-C80	2CCS881001R0804	13565	0.25	1
25	100	S801C-C100	2CCS881001R0824	13725	0.25	1
25	125	S801C-C125	2CCS881001R0844	13886	0.25	1



2CC0413002F



25	10	S802C-C10	2CCS882001R0104	12131	0.49	1
25	13	S802C-C13	2CCS882001R0134	12292	0.49	1
25	16	S802C-C16	2CCS882001R0164	12452	0.49	1
25	20	S802C-C20	2CCS882001R0204	12612	0.49	1
25	25	S802C-C25	2CCS882001R0254	12773	0.49	1
25	32	S802C-C32	2CCS882001R0324	12933	0.49	1
25	40	S802C-C40	2CCS882001R0404	13091	0.49	1
25	50	S802C-C50	2CCS882001R0504	13251	0.49	1
25	63	S802C-C63	2CCS882001R0634	13411	0.49	1
25	80	S802C-C80	2CCS882001R0804	13572	0.49	1
25	100	S802C-C100	2CCS882001R0824	13732	0.49	1
25	125	S802C-C125	2CCS882001R0844	13893	0.49	1




2CC0413003F



25	10	S803C-C10	2CCS883001R0104	12148	0.74	1
25	13	S803C-C13	2CCS883001R0134	12308	0.74	1
25	16	S803C-C16	2CCS883001R0164	12469	0.74	1
25	20	S803C-C20	2CCS883001R0204	12629	0.74	1
25	25	S803C-C25	2CCS883001R0254	12780	0.74	1
25	32	S803C-C32	2CCS883001R0324	12940	0.74	1
25	40	S803C-C40	2CCS883001R0404	13107	0.74	1
25	50	S803C-C50	2CCS883001R0504	13268	0.74	1
25	63	S803C-C63	2CCS883001R0634	13428	0.74	1
25	80	S803C-C80	2CCS883001R0804	13589	0.74	1
25	100	S803C-C100	2CCS883001R0824	13749	0.74	1
25	125	S803C-C125	2CCS883001R0844	13909	0.74	1

S800C-C Characteristic C

$I_{cu} = 25$ kA; with interchangeable cage terminal



2CC0413004F



I_{cu} [kA]	Rated current [A]	Order details			Weight [kg]	Pkg. unit
		Type code	Order code	GTIN EAN 7612271		
25	10	S804C-C10	2CCS884001R0104	12155	0.98	1
25	13	S804C-C13	2CCS884001R0134	12315	0.98	1
25	16	S804C-C16	2CCS884001R0164	12476	0.98	1
25	20	S804C-C20	2CCS884001R0204	12636	0.98	1
25	25	S804C-C25	2CCS884001R0254	12797	0.98	1
25	32	S804C-C32	2CCS884001R0324	12957	0.98	1
25	40	S804C-C40	2CCS884001R0404	13114	0.98	1
25	50	S804C-C50	2CCS884001R0504	13275	0.98	1
25	63	S804C-C63	2CCS884001R0634	13435	0.98	1
25	80	S804C-C80	2CCS884001R0804	13596	0.98	1
25	100	S804C-C100	2CCS884001R0824	13756	0.98	1
25	125	S804C-C125	2CCS884001R0844	13916	0.98	1

S800C-D Characteristic D

I_{cu} = 25 kA; with interchangeable cage terminal



2CC0413001F



I_{cu} [kA]	Rated current		Order details			Weight [kg]	Pkg. unit
	[A]	Type code	Order code	GTIN EAN 7612271			
25	10	S801C-D10	2CCS881001R0101	12162	0.25	1	
25	13	S801C-D13	2CCS881001R0131	12322	0.25	1	
25	16	S801C-D16	2CCS881001R0161	12483	0.25	1	
25	20	S801C-D20	2CCS881001R0201	12643	0.25	1	
25	25	S801C-D25	2CCS881001R0251	12803	0.25	1	
25	32	S801C-D32	2CCS881001R0321	12964	0.25	1	
25	40	S801C-D40	2CCS881001R0401	13121	0.25	1	
25	50	S801C-D50	2CCS881001R0501	13282	0.25	1	
25	63	S801C-D63	2CCS881001R0631	13442	0.25	1	
25	80	S801C-D80	2CCS881001R0801	13602	0.25	1	
25	100	S801C-D100	2CCS881001R0821	13763	0.25	1	
25	125	S801C-D125	2CCS881001R0841	13923	0.25	1	



2CC0413002F



25	10	S802C-D10	2CCS882001R0101	12179	0.49	1
25	13	S802C-D13	2CCS882001R0131	12339	0.49	1
25	16	S802C-D16	2CCS882001R0161	12490	0.49	1
25	20	S802C-D20	2CCS882001R0201	12650	0.49	1
25	25	S802C-D25	2CCS882001R0251	12810	0.49	1
25	32	S802C-D32	2CCS882001R0321	12971	0.49	1
25	40	S802C-D40	2CCS882001R0401	13138	0.49	1
25	50	S802C-D50	2CCS882001R0501	13299	0.49	1
25	63	S802C-D63	2CCS882001R0631	13459	0.49	1
25	80	S802C-D80	2CCS882001R0801	13619	0.49	1
25	100	S802C-D100	2CCS882001R0821	13770	0.49	1
25	125	S802C-D125	2CCS882001R0841	13930	0.49	1



2CC0413003F



25	10	S803C-D10	2CCS883001R0101	12186	0.74	1
25	13	S803C-D13	2CCS883001R0131	12346	0.74	1
25	16	S803C-D16	2CCS883001R0161	12506	0.74	1
25	20	S803C-D20	2CCS883001R0201	12667	0.74	1
25	25	S803C-D25	2CCS883001R0251	12827	0.74	1
25	32	S803C-D32	2CCS883001R0321	12988	0.74	1
25	40	S803C-D40	2CCS883001R0401	13145	0.74	1
25	50	S803C-D50	2CCS883001R0501	13305	0.74	1
25	63	S803C-D63	2CCS883001R0631	13466	0.74	1
25	80	S803C-D80	2CCS883001R0801	13626	0.74	1
25	100	S803C-D100	2CCS883001R0821	13787	0.74	1
25	125	S803C-D125	2CCS883001R0841	13947	0.74	1

S800C-D Characteristic D

I_{cu} = 25 kA; with interchangeable cage terminal



2CC0413004F



I_{cu} [kA]	Rated current		Order details			Weight [kg]	Pkg. unit
	[A]	Type code	Order code	GTIN EAN 7612271			
25	10	S804C-D10	2CCS884001R0101	12193	0.98	1	
25	13	S804C-D13	2CCS884001R0131	12353	0.98	1	
25	16	S804C-D16	2CCS884001R0161	12513	0.98	1	
25	20	S804C-D20	2CCS884001R0201	12674	0.98	1	
25	25	S804C-D25	2CCS884001R0251	12834	0.98	1	
25	32	S804C-D32	2CCS884001R0321	12995	0.98	1	
25	40	S804C-D40	2CCS884001R0401	13152	0.98	1	
25	50	S804C-D50	2CCS884001R0501	13312	0.98	1	
25	63	S804C-D63	2CCS884001R0631	13473	0.98	1	
25	80	S804C-D80	2CCS884001R0801	13633	0.98	1	
25	100	S804C-D100	2CCS884001R0821	13794	0.98	1	
25	125	S804C-D125	2CCS884001R0841	13954	0.98	1	

S800C-K Characteristic K

$I_{cu} = 25$ kA; with interchangeable cage terminal



2CCCA13001F



I_{cu} [kA]	Rated current [A]	Order details			Weight [kg]	Pkg. unit
		Type code	Order code	GTIN EAN 7612271		
25	10	S801C-K10	2CCS881001R0427	12209	0.25	1
25	13	S801C-K13	2CCS881001R0447	12360	0.25	1
25	16	S801C-K16	2CCS881001R0467	12520	0.25	1
25	20	S801C-K20	2CCS881001R0487	12681	0.25	1
25	25	S801C-K25	2CCS881001R0517	12841	0.25	1
25	32	S801C-K32	2CCS881001R0537	13008	0.25	1
25	40	S801C-K40	2CCS881001R0557	13169	0.25	1
25	50	S801C-K50	2CCS881001R0577	13329	0.25	1
25	63	S801C-K63	2CCS881001R0597	13480	0.25	1
25	80	S801C-K80	2CCS881001R0627	13640	0.25	1
25	100	S801C-K100	2CCS881001R0637	13800	0.25	1
25	125	S801C-K125	2CCS881001R0647	13961	0.25	1



2CCCA13002F



25	10	S802C-K10	2CCS882001R0427	12216	0.49	1
25	13	S802C-K13	2CCS882001R0447	12377	0.49	1
25	16	S802C-K16	2CCS882001R0467	12537	0.49	1
25	20	S802C-K20	2CCS882001R0487	12698	0.49	1
25	25	S802C-K25	2CCS882001R0517	12858	0.49	1
25	32	S802C-K32	2CCS882001R0537	13015	0.49	1
25	40	S802C-K40	2CCS882001R0557	13176	0.49	1
25	50	S802C-K50	2CCS882001R0577	13336	0.49	1
25	63	S802C-K63	2CCS882001R0597	13497	0.49	1
25	80	S802C-K80	2CCS882001R0627	13657	0.49	1
25	100	S802C-K100	2CCS882001R0637	13817	0.49	1
25	125	S802C-K125	2CCS882001R0647	13978	0.49	1




2CCCA13003F



4,4	10	S803C-K10	2CCS883001R0427	12223	0.74	1
25	13	S803C-K13	2CCS883001R0447	12384	0.74	1
25	16	S803C-K16	2CCS883001R0467	12544	0.74	1
25	20	S803C-K20	2CCS883001R0487	12704	0.74	1
25	25	S803C-K25	2CCS883001R0517	12865	0.74	1
25	32	S803C-K32	2CCS883001R0537	13022	0.74	1
25	40	S803C-K40	2CCS883001R0557	13183	0.74	1
25	50	S803C-K50	2CCS883001R0577	13343	0.74	1
25	63	S803C-K63	2CCS883001R0597	13503	0.74	1
25	80	S803C-K80	2CCS883001R0627	13664	0.74	1
25	100	S803C-K100	2CCS883001R0637	13824	0.74	1
25	125	S803C-K125	2CCS883001R0647	13985	0.74	1

S800C-K Characteristic K

$I_{cu} = 25$ kA; with interchangeable cage terminal



2CCCA13004F



I_{cu} [kA]	Rated current [A]	Order details			Weight [kg]	Pkg. unit
		Type code	Order code	GTIN EAN 7612271		
25	10	S804C-K10	2CCS884001R0427	12230	0.98	1
25	13	S804C-K13	2CCS884001R0447	12391	0.98	1
25	16	S804C-K16	2CCS884001R0467	12551	0.98	1
25	20	S804C-K20	2CCS884001R0487	12711	0.98	1
25	25	S804C-K25	2CCS884001R0517	12872	0.98	1
25	32	S804C-K32	2CCS884001R0537	13039	0.98	1
25	40	S804C-K40	2CCS884001R0557	13190	0.98	1
25	50	S804C-K50	2CCS884001R0577	13350	0.98	1
25	63	S804C-K63	2CCS884001R0597	13510	0.98	1
25	80	S804C-K80	2CCS884001R0627	13671	0.98	1
25	100	S804C-K100	2CCS884001R0637	13831	0.98	1
25	125	S804C-K125	2CCS884001R0647	13992	0.98	1

Contact

Belgium

ABB ELECTRO n.v.
Hoge Wei, 27
1930 Zaventem, Belgium
Phone +32 (0) 27 18 63 11
Fax +32 (0) 27 18 66 66
abb.be

Brasil

ABB Ltda
Av. dos Autonomistas, 1496
06020-902-Osasco-SP, Brasil
Phone +55 (0) 80 00 14 91 11
Fax +55 (11) 36 88 99 77
abb.br

Czech Republic

ABB s.r.o.
Herspická 13
61900 Brno, Czech Republic
Phone +420 54 31 45 50 3
Fax +420 54 32 43 48 9
abb.cz/elsynn

Denmark

ABB AS
Meterbuen 33
2740 Skovlunde, Denmark
Phone +45 44 50 44 50
Fax +45 44 50 44 60
abb.dk

Finland

ABB OY
Domestic Sales
Hiomotie 13
P.O. Box 184
00381 Helsinki, Finland
Phone +358 10 22 20 00
Fax +358 10 22 22 91 3
abb.fi

France

ABB Entrelec
Division Commercial France
300 rue des Prés Seigneurs
ZA La Boisse – BP 90145
01124 Montluel Cedex, France
Phone +33 (0) 825 38 63 55
Fax +33 (0) 825 87 09 26
abb.fr

Great Britain

ABB Limited
Tower Court
Foleshill Enterprise Park
Courtauld Way
Conventry
CV6 5NX, England
Phone +44 (0) 24 76 36 85 00
Fax +44 (0) 24 76 36 44 99
abb.co.uk

Ireland

Asea Brown Boveri Ltd.
Belgrad Road, Tallaght
Dublin 24, Ireland
Phone +35 31 40 57 30 0
Fax +35 31 40 57 33 2
abb.com/lowvoltage

Italy

ABB SACE S.p.A.
Line Protection Devices
Viale dell'Industria, 18
20010 Vittuone (MI), Italy
Phone +39 02 90 34 1
Fax: +39 02 90 34 76 09
abb.it

The Netherlands

ABB b.v.
Automation Products
George Hintzenweg 81
3068 AV Rotterdam
Postbus 301
3000 AH Rotterdam, The Netherlands
Phone +31 (0) 10 40 78 91 1
Fax +31 (0) 10 40 78 09 0
abb.nl

Norway

ABB AS
Jacob Borchsgt. 6
P.O. Box 797 Brakeroya
3002 Drammen, Norway
Phone +47 32 24 80 00
Fax +47 32 24 79 34
abb.no

Poland

ABB Sp. z o. o.
Automation Products
ul. Zeganska 1
04-713 Warszawa, Poland
Phone +48 22 51 64 441
Fax +48 22 51 64 444
abb.pl

P.R. China

ABB (China) Ltd
Universal Plaza, 10 Jiuxianqiao Lu
Chaoyang District
100016 Beijing, P.R. China
Phone +86 10 8456 6688
Fax +86 10 8456 9907
abb.com.cn

Russian Federation

ABB Industrial & Building Systems Ltd.
30/1, bld. 2 Obrucheva St.
117861 Moscow, Russia
Phone +7 495 960 2200
Fax +7 495 960 2220
abb.ru/ibs

Singapore

ABB Pte Ltd
2 Ayer Rajah Crescent
Singapore 139935
Phone +65 6776 5711
Fax +65 6778 0222
abb.com.sg

Spain

ABB Automation Products, S.A.
c/Torrent d'Olla, 220
08012 Barcelona, Spain
Phone +34 93 48 42 10 4
Fax +34 93 48 42 20 1
abb.es

Sweden

ABB Automation
Technologies Cewe Control
Motorgrad 20
72161 Västerås, Sweden
Phone +46 (0) 21 32 07 00
Fax +46 (0) 21 12 60 01
abb.se

Thailand

ABB LIMITED
161/1 SG Tower, 1st-4th Floor,
Soi Mahadlekluang 3,
Rajdamri Road, Lumpini, Pathumwan,
Bangkok 10330, Thailand
Phone +66 (0) 2665 1000
Fax +66 (0) 2665 1043
abb.com.th

Ukraine

ABB Ltd, Ukraine
Automation Products Low Voltage
4, Ivana Lepshe Blvd.
Kiev 67, 03680, Ukraine
Phone +380 44 495 22 11
Fax +380 44 495 22 10
abb.ua

USA

ABB, Inc.
8155 T and B Blvd.
Memphis, TN 38125
Phone: +1 901 252 5000
abb.us

ABB Switzerland Ltd.

Low Voltage Products
Fulachstrasse 150
CH-8201 Schaffhausen, Switzerland
Phone +41 (0) 58 586 41 11
Fax +41 (0) 58 586 42 22

abb.ch

We reserve the right to make technical changes or modify the contents of this document without prior notice. With regard to purchase orders, the agreed particulars shall prevail. ABB AG does not accept any responsibility whatsoever for potential errors or possible lack of information in this document.

We reserve all rights in this document and in the subject matter and illustrations contained therein. Any reproduction, disclosure to third parties or utilization of its contents – in whole or in parts – is forbidden without prior written consent of ABB AG. Copyright © 2017 ABB
All rights reserved