

System pro *M compact*[®] Miniature Circuit Breaker S 200 M UC for DC and AC applications



2CDC021031S0011



2CDC021033S0011

The miniature circuit breaker S 200 M UC extends the established ABB System pro *M compact*[®] product range with an MCB for DC and AC applications. The S 200 M UC has an impressive performance range with multiple approvals. Its high inbuilt short circuit breaking capacity across the entire model line, flexible AC and DC application, and approval and compliance in accordance with all major international and local standards make it truly unique.

All current System pro *M compact*[®] accessories can be easily combined with the new model line. Whether warehousing or project engineering, planning, installing or maintaining your equipment, the S 200 M UC is a simple and flexible solution.

Standards

IEC/EN 60898-2
IEC/EN 60947-2
UL 1077
GB 10963.2 (on request)
GB 14048.2 (on request)

Approvals

VDE	DE
UL 1077	US
CSA 22.2 NO.235	CA
CCC	PRC (on request)
GL	DE (on request)
BV	FR
LRS	GB
DNV	NO
RINA	IT
SABS	SA (on request)
CCS	PRC (on request)
RMRS	RU
EAC	RU
GOST Fire	RU
IMQ	IT
KEMA	NL

Miniature Circuit Breaker S 200 M UC

Technical Data

General Data	
Standards	IEC/EN 60898-2, IEC/EN 60947-2, UL1077, CSA 22.2 No. 235
Poles	1P, 2P, 3P, 4P
Rated current I_n	0.2 - 63 A
Rated frequency f	0/50/60 Hz
Rated insulation voltage U_i	253 V AC (phase to ground), 440 V AC (phase to phase)
Overvoltage category	III
Pollution degree	2
IEC/EN 60898-2	
Tripping characteristics	B, C
Rated operational voltage U_n	1P: 230 V AC, 220 V DC 2P: 400 V AC, 440 V DC 3...4P: 400 V AC*
Max. power frequency recovery voltage U_{max}	1P: 253 V AC, 250 V DC 2P: 440 V AC, 500 V DC 3...4P: 440 V AC*
Min. operating voltage	12 V AC – 12 V DC
Rated short-circuit capacity I_{cn}	10 kA
Energy limiting class (B, C up to 40A)	3
Rated impulse withstand voltage U_{imp} (1.2/50 μ s)	4 kV (test voltage 6.2 kV at sea level; 5 kV at 2,000 m)
Dielectric test voltage	2.0 kV (50/60 Hz, 1 min)
Reference temperature for tripping characteristics	30 °C
Electrical endurance	$I_n \leq 25$ A: 20,000 ops. (AC), $I_n > 25$ A: 10,000 ops. (AC); 1,000 ops. (DC)
IEC/EN 60947-2	
Tripping characteristics	B, C, K, Z
Rated operational voltage U_e	1P: 253 V AC, 220 V DC 2...4P: 440 V AC, 440 V DC
Max. power frequency recovery voltage U_{max}	1P: 266 V AC, 250 V DC 2...4P: 462 V AC, 500 V DC
Min. operating voltage	12 V AC – 12 V DC
Rated ultimate short-circuit breaking capacity I_{cu}	≤ 40 A: 10 kA (AC); 10 kA (DC) >40 A: 6 kA (AC); 10 kA (DC)
Rated service short-circuit breaking capacity I_{cs}	≤ 40 A: 7.5 kA (AC); 10 kA (DC) >40 A: 6 kA (AC); 10 kA (DC)
Rated impulse withstand voltage U_{imp} (1.2/50 μ s)	4 kV (test voltage 6.2 kV at sea level; 5 kV at 2,000 m)
Dielectric test voltage	2.0 kV (50/60 Hz, 1 min)
Reference temperature for tripping characteristics B, C	55 °C
K, Z	20 °C
Electrical endurance	$I_n \leq 25$ A: 20,000 ops. (AC), $I_n > 25$ A: 10,000 ops. (AC); 1,500 ops. (DC)
UL 1077/CSA 22.2 No. 235	
Tripping characteristics	C, K, Z
Rated voltage	1P: 277 V AC, 250 V DC 2...4P: 480Y/277 V AC, 500 V DC
Rated interrupting capacity	6 kA (AC); 10 kA (DC)
Application	Supplemental protection, for general use. TC1, OLO, SC:U1
Reference temperature for tripping characteristics	25 °C
Electrical endurance	6,000 ops., 1 cycle (1s.-ON, 9s.-OFF)

Miniature Circuit Breaker S 200 M UC

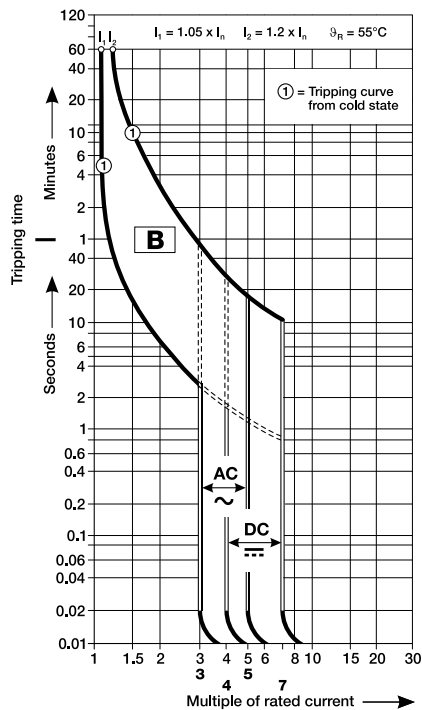
Technical Data

Mechanical data	
Housing	Insulation group I, RAL 7035
Toggle	Insulation group II, black, sealable
Contact position indication	Real CPI (green OFF/red ON)
Protection degree acc. to DIN EN 60529	IP20, IP40 in enclosure with cover
Mechanical endurance	20,000 ops.
Shock resistance acc. to IEC/EN 60068-2-27	25 g - 2 shocks - 13 ms
Vibration resistance acc. to IEC/EN 60068-2-6	5 g - 20 cycles at 5 ... 150 ... 5 Hz at 0.8 I _n
Environmental conditions (damp heat cyclic) acc. to IEC/EN 60068-2-30	28 cycles with 55 °C/90-96 % and 25 °C/95-100 %
Ambient temperature	-25 ... +55 °C
Storage temperature	-40 ... +70 °C
Installation	
Terminal	Fail-safe bi-directional cylinder-lift terminal
Cross-section of conductors (top/bottom)	Solid, stranded: 35 mm ² / 35 mm ² flexible: 25 mm ² / 25 mm ² 14 – 4 AWG (Cu only)
Cross-section of busbars (top/bottom)	10 mm ² / 10 mm ² 14 – 8 AWG
Torque	IEC 2.8 Nm UL 18 in-lbs.
Screwdriver	No. 2 Pozidriv
Mounting	On DIN rail 35 mm, acc. to EN 60715 by fast clip
Mounting position	Any
Supply	Please note polarity of device
Dimensions and weight	
Mounting dimensions acc. to DIN 43880	1
Pole dimensions (H x D x W)	85 x 69 x 17.5
Pole weight	Approx. 125 g
Combination with auxiliary elements	
Auxiliary contact	Yes
Signal contact	Yes
Shunt trip	Yes
Undervoltage release	Yes
Motor operating device	Yes

Miniature Circuit Breaker S 200 M UC

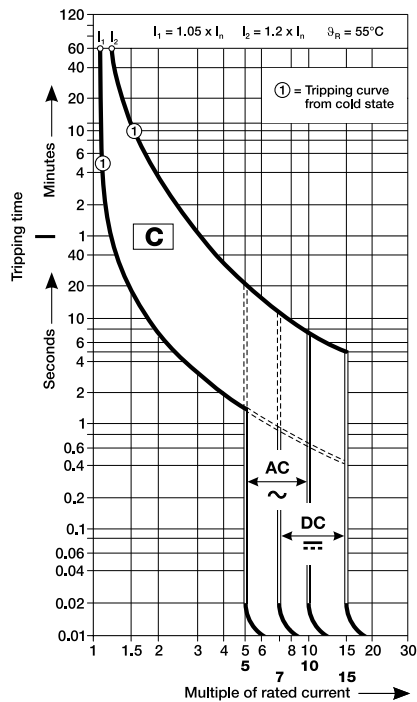
Tripping characteristics

B characteristic



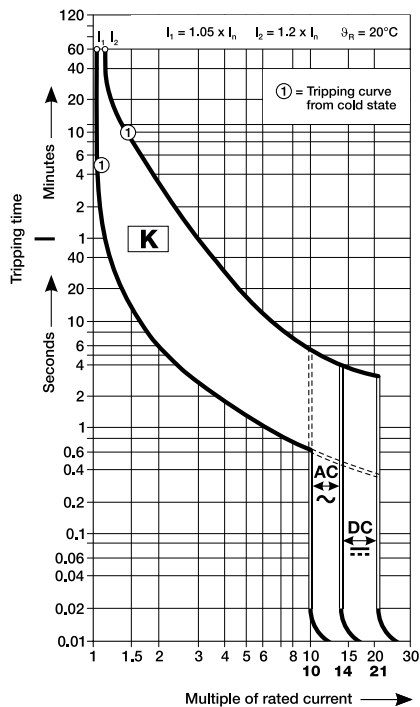
2CDC022015F0214

C characteristic



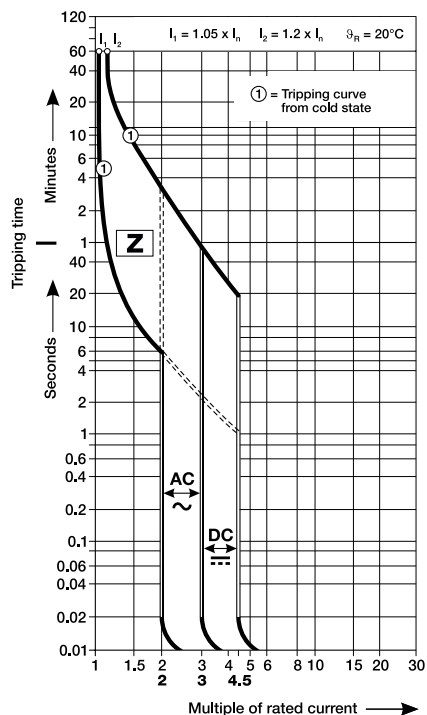
2CDC022017F0214

K characteristic



2CDC022010F0211

Z characteristic



2CDC022060F0211

Miniature Circuit Breaker S 200 M UC

Derating

For installations of miniature circuit breakers at temperatures other than the referenced value and installations of several miniature circuit breakers directly side by side, derating factors must be considered.

Deviating ambient temperature

The rated value of the current of a miniature circuit breaker refers to a temperature of 20 °C for circuit-breakers with characteristics K and Z and 30 °C for characteristics B and C. The following table contains the derating of load capability of S 200 M UC MCBs with temperatures from -40 °C to 70 °C for the curves B, C, K, and Z.

Tripping characteristics	Rated current I_n A	Maximum operating current at ambient temperature T °C											
		- 40	- 30	- 20	- 10	0	10	20	30	40	50	60	70
B, C	0.5	0.61	0.59	0.58	0.56	0.55	0.53	0.52	0.50	0.49	0.47	0.46	0.44
	1.0	1.21	1.18	1.15	1.12	1.09	1.06	1.03	1.00	0.97	0.94	0.91	0.88
	1.6	1.94	1.89	1.84	1.79	1.74	1.70	1.65	1.60	1.55	1.50	1.46	1.41
	2.0	2.42	2.36	2.30	2.24	2.18	2.12	2.06	2.00	1.94	1.88	1.82	1.76
	3.0	3.63	3.54	3.45	3.36	3.27	3.18	3.09	3.00	2.91	2.82	2.73	2.64
	4.0	4.84	4.72	4.60	4.48	4.36	4.24	4.12	4.00	3.88	3.76	3.64	3.52
	6.0	7.26	7.08	6.90	6.72	6.54	6.36	6.18	6.00	5.82	5.64	5.46	5.28
	8.0	9.68	9.44	9.20	8.96	8.72	8.48	8.24	8.00	7.76	7.52	7.28	7.04
	10.0	12.10	11.80	11.50	11.20	10.90	10.60	10.30	10.00	9.70	9.40	9.10	8.80
	13.0	15.70	15.30	15.00	14.60	14.20	13.80	13.40	13.00	12.60	12.20	11.80	11.40
	16.0	19.40	18.90	18.40	17.90	17.40	17.00	16.50	16.00	15.50	15.00	14.60	14.10
	20.0	24.20	23.60	23.00	22.40	21.80	21.20	20.60	20.00	19.40	18.80	18.20	17.60
	25.0	30.30	29.50	28.80	28.00	27.30	26.50	25.80	25.00	24.30	23.50	22.80	22.00
	32.0	38.70	37.80	36.80	35.80	34.90	33.90	33.00	32.00	31.00	30.10	29.10	28.20
	40.0	48.40	47.20	46.00	44.80	43.60	42.40	41.20	40.00	38.80	37.60	36.40	35.20
	50.0	60.50	59.00	57.50	56.00	54.50	53.00	51.50	50.00	48.50	47.00	45.50	44.00
63.0	76.20	74.30	72.50	70.60	68.70	66.80	64.90	63.00	61.10	59.20	57.30	55.40	
K, Z	0.5	0.59	0.58	0.56	0.55	0.53	0.52	0.50	0.49	0.47	0.46	0.45	0.44
	1.0	1.18	1.15	1.12	1.09	1.06	1.03	1.00	0.97	0.94	0.91	0.88	0.85
	1.6	1.89	1.84	1.79	1.74	1.7	1.65	1.60	1.55	1.50	1.46	1.42	1.38
	2.0	2.36	2.3	2.24	2.18	2.12	2.06	2.00	1.94	1.88	1.82	1.77	1.72
	3.0	3.54	3.45	3.36	3.27	3.18	3.09	3.00	2.91	2.82	2.73	2.65	2.57
	4.0	4.72	4.60	4.48	4.36	4.24	4.12	4.00	3.88	3.76	3.64	3.53	3.42
	6.0	7.08	6.90	6.72	6.54	6.36	6.18	6.00	5.82	5.64	5.46	5.30	5.14
	8.0	9.44	9.20	8.96	8.72	8.48	8.24	8.00	7.76	7.52	7.28	7.06	6.85
	10.0	11.80	11.50	11.20	10.90	10.60	10.30	10.00	9.70	9.40	9.10	8.83	8.57
	13.0	15.30	15.00	14.60	14.20	13.80	13.40	13.00	12.60	12.20	11.80	11.45	11.11
	16.0	18.90	18.40	17.90	17.40	17.00	16.50	16.00	15.50	15.00	14.60	14.16	13.74
	20.0	23.60	23.00	22.40	21.80	21.20	20.60	20.00	19.40	18.80	18.20	17.65	17.12
	25.0	29.50	28.80	28.00	27.30	26.50	25.80	25.00	24.30	23.50	22.80	22.12	21.46
	32.0	37.80	36.80	35.80	34.90	33.90	33.00	32.00	31.00	30.10	29.10	28.23	27.38
	40.0	47.20	46.00	44.80	43.60	42.40	41.20	40.00	38.80	37.60	36.40	35.31	34.25
	50.0	59.00	57.50	56.00	54.50	53.00	51.50	50.00	48.50	47.00	45.50	44.14	42.82
63.0	74.30	72.50	70.60	68.70	66.80	64.90	63.00	61.10	59.20	57.30	55.58	53.91	

Influence of adjacent devices

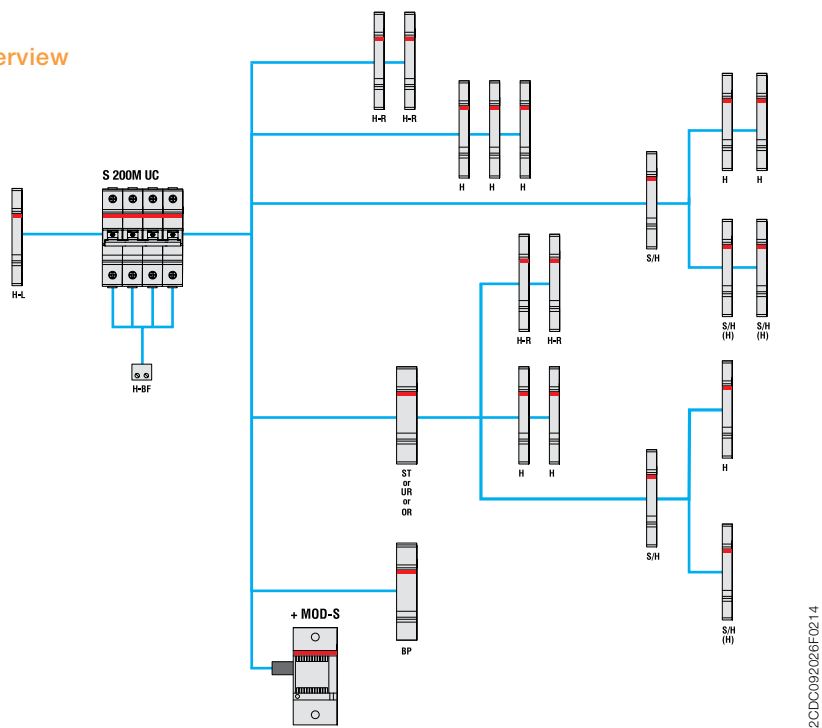
If several miniature circuit breakers are installed directly side by side with high load on all poles, a correction factor must be applied to the rated current (see table). If distance pieces are used, the factor does not apply.

No. of adjacent devices	Factor F
1	1
2, 3	0.9
4, 5	0.8
≥ 6	0.75

Miniature Circuit Breaker S 200 M UC

Tripping characteristics

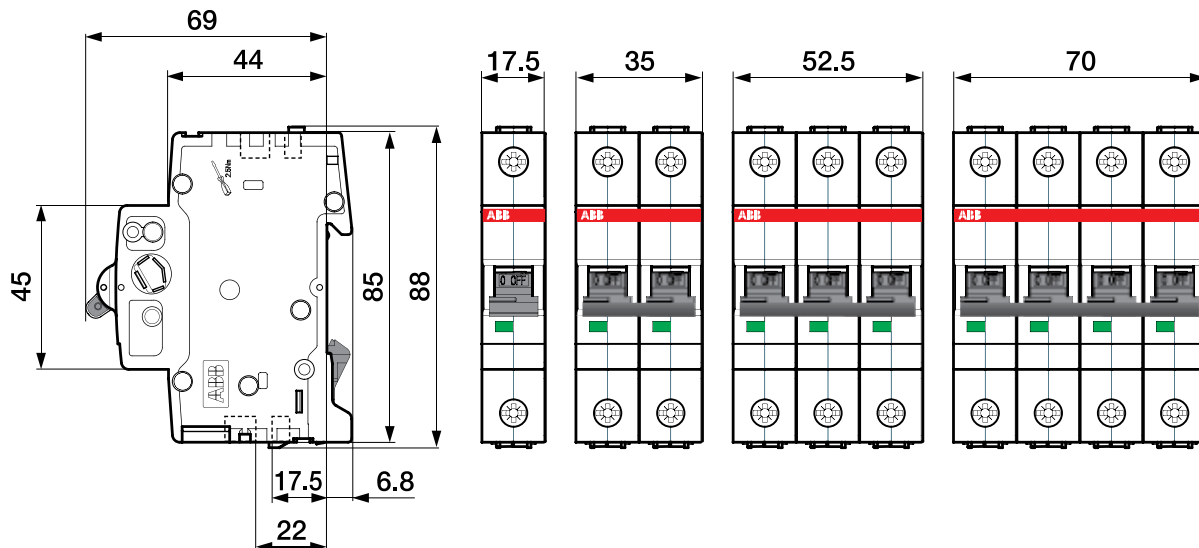
Accessory* overview



H	Auxiliary contact	S2C-H6R	ST-L	Shunt trip to be mounted on the left	S2C-A...L
H-R	Auxiliary contact	S2C-H6-...R	H-L	Auxiliary contact to be mounted on the left	S2C-H...L
S/H	Signal/Auxiliary contact	S2C-S/H6R	H-BF	Auxiliary contact for bottom fitting (1 for each pole of MCB)	S2C-H01/S2C-H10
S/H (H)	Signal/Auxiliary contact used as auxiliary contact	S2C-S/H6R	BP	Mechanical tripping device	S2C-BP
ST	Shunt trip	S2C-A...	MOD-S	Motor operating device	S2C-CM
UR	Undervoltage release	S2C-UA			
OR	Overvoltage release	S2C-OVP			

* Please check the technical datasheet of the accessories also for electrical endurance.

Dimensional drawing



Miniature Circuit Breaker S 200 M UC

Use of MCBs in direct current circuits

S 200 M UC MCBs can be used in the one-pole version at 220 V DC, and in the 2-pole or 4-pole version with series connection of two poles up to 440 V DC.

S 200 M UC differs from the standard S 200 type. It is fitted with permanent magnets, which assists in the forced extinguishing of the arc.

If voltages to ground exceeding 220 V DC occur, 2-pole S 200 M UC should be used for one-pole disconnection and four-pole S 200 M UC for all-pole disconnection.

For DC incoming supply from above

S 200 M UC MCBs have permanent magnets in the area of arc chutes. Therefore, it is necessary to take into account the polarity during the installation process. In the case of a short circuit, the magnetic field of the permanent magnets corresponds with the electromagnetic field of the short-circuit current. Therefore, safely leading the short circuit into the arc chute. Incorrect polarities may cause damage to the MCB. This is why in the case of top-fed devices terminal 1 must be connected to (-) and terminal 3 to (+).

Example for permissible voltages between the conductors depending on the number of poles and circuit layout:

Voltage between conductors U_n	220 V-	440 V-	440 V-	440 V-	440 V- (voltage reversal)
Voltage between conductor and earth U_n	220 V-	220 V-	440 V-	220 V-	220 V-
MCB	1-pole S 201 M UC	2-pole S 202 M UC	2-pole S 202 M UC	2-pole S 202 M UC	4-pole S 204 M UC
Supply from below					
Supply from above					

Example for permissible voltages between the conductors depending on the number of poles and circuit layout:

Voltage between conductors U_n	440 V- all-pole disconnection	440 V- 1-pole disconnection	440 V- all-pole disconnection
Voltage between conductor and earth U_n	220 V- circuit symmetrically earthed	220 V- unsymmetrically earthed	220 V- circuit unearthed or unsymmetrically earthed
MCB	2-pole S 202 M UC	2-pole S 202 M UC	4-pole S 204 M UC
Supply from below			

1 in the circuit diagram, the negative pole is earthed.

2 in the circuit diagram, the positive pole is earthed.

Miniature Circuit Breaker S 200 M UC

Ordering data characteristic B



2CDC021031S0011



2CDC021035S0011



2CDC021034S0011



2CDC021039S0011

Number of poles	Rated current I_n A	Type	Part number for US and Canada	Order code	bbn/ EAN 401361	Packing unit PCE	Weight per PCE kg
1	6	S201M-B6UC	S201MUC-B6	2CDS271061R0065	4430596	10	0.125
	10	S201M-B10UC	S201MUC-B10	2CDS271061R0105	4430602	10	0.125
	13	S201M-B13UC	S201MUC-B13	2CDS271061R0135	4430619	10	0.125
	16	S201M-B16UC	S201MUC-B16	2CDS271061R0165	4430626	10	0.125
	20	S201M-B20UC	S201MUC-B20	2CDS271061R0205	4430633	10	0.125
	25	S201M-B25UC	S201MUC-B25	2CDS271061R0255	4430640	10	0.125
	32	S201M-B32UC	S201MUC-B32	2CDS271061R0325	4430657	10	0.125
	40	S201M-B40UC	S201MUC-B40	2CDS271061R0405	4430664	10	0.125
	50	S201M-B50UC	S201MUC-B50	2CDS271061R0505	4430671	10	0.125
	63	S201M-B63UC	S201MUC-B63	2CDS271061R0635	4430688	10	0.125
2	6	S202M-B6UC	S202MUC-B6	2CDS272061R0065	4432811	5	0.250
	10	S202M-B10UC	S202MUC-B10	2CDS272061R0105	4432828	5	0.250
	13	S202M-B13UC	S202MUC-B13	2CDS272061R0135	4432835	5	0.250
	16	S202M-B16UC	S202MUC-B16	2CDS272061R0165	4432842	5	0.250
	20	S202M-B20UC	S202MUC-B20	2CDS272061R0205	4432859	5	0.250
	25	S202M-B25UC	S202MUC-B25	2CDS272061R0255	4432866	5	0.250
	32	S202M-B32UC	S202MUC-B32	2CDS272061R0325	4432873	5	0.250
	40	S202M-B40UC	S202MUC-B40	2CDS272061R0405	4432880	5	0.250
	50	S202M-B50UC	S202MUC-B50	2CDS272061R0505	4432897	5	0.250
	63	S202M-B63UC	S202MUC-B63	2CDS272061R0635	4432903	5	0.250
3	6	S203M-B6UC	S203MUC-B6	2CDS273061R0065	4435034	1	0.375
	10	S203M-B10UC	S203MUC-B10	2CDS273061R0105	4435041	1	0.375
	13	S203M-B13UC	S203MUC-B13	2CDS273061R0135	4435058	1	0.375
	16	S203M-B16UC	S203MUC-B16	2CDS273061R0165	4435065	1	0.375
	20	S203M-B20UC	S203MUC-B20	2CDS273061R0205	4435072	1	0.375
	25	S203M-B25UC	S203MUC-B25	2CDS273061R0255	4435089	1	0.375
	32	S203M-B32UC	S203MUC-B32	2CDS273061R0325	4435096	1	0.375
	40	S203M-B40UC	S203MUC-B40	2CDS273061R0405	4435102	1	0.375
	50	S203M-B50UC	S203MUC-B50	2CDS273061R0505	4435119	1	0.375
	63	S203M-B63UC	S203MUC-B63	2CDS273061R0635	4435126	1	0.375
4	6	S204M-B6UC	S204MUC-B6	2CDS274061R0065	4437250	1	0.500
	10	S204M-B10UC	S204MUC-B10	2CDS274061R0105	4437267	1	0.500
	13	S204M-B13UC	S204MUC-B13	2CDS274061R0135	4437274	1	0.500
	16	S204M-B16UC	S204MUC-B16	2CDS274061R0165	4437281	1	0.500
	20	S204M-B20UC	S204MUC-B20	2CDS274061R0205	4437298	1	0.500
	25	S204M-B25UC	S204MUC-B25	2CDS274061R0255	4437304	1	0.500
	32	S204M-B32UC	S204MUC-B32	2CDS274061R0325	4437311	1	0.500
	40	S204M-B40UC	S204MUC-B40	2CDS274061R0405	4437328	1	0.500
	50	S204M-B50UC	S204MUC-B50	2CDS274061R0505	4437335	1	0.500
	63	S204M-B63UC	S204MUC-B63	2CDS274061R0635	4437342	1	0.500

Miniature Circuit Breaker S 200 M UC

Ordering data characteristic C



2CDD02-1031S0011



2CDD02-1035S0011

Number of poles	Rated current I_n A	Type	Part number for US and Canada	Order code	bbn/ EAN 401361	Packing unit PCE	Weight per PCE kg
1	0.5	S201M-C0.5UC	S201MUC-C0.5	2CDS271061R0984	4430695	10	0.125
	1	S201M-C1UC	S201MUC-C1	2CDS271061R0014	4430701	10	0.125
	1.6	S201M-C1.6UC	S201MUC-C1.6	2CDS271061R0974	4430718	10	0.125
	2	S201M-C2UC	S201MUC-C2	2CDS271061R0024	4430725	10	0.125
	3	S201M-C3UC	S201MUC-C3	2CDS271061R0034	4430732	10	0.125
	4	S201M-C4UC	S201MUC-C4	2CDS271061R0044	4430749	10	0.125
	6	S201M-C6UC	S201MUC-C6	2CDS271061R0064	4430756	10	0.125
	8	S201M-C8UC	S201MUC-C8	2CDS271061R0084	4430763	10	0.125
	10	S201M-C10UC	S201MUC-C10	2CDS271061R0104	4430770	10	0.125
	13	S201M-C13UC	S201MUC-C13	2CDS271061R0134	4430787	10	0.125
	16	S201M-C16UC	S201MUC-C16	2CDS271061R0164	4430794	10	0.125
	20	S201M-C20UC	S201MUC-C20	2CDS271061R0204	4430800	10	0.125
	25	S201M-C25UC	S201MUC-C25	2CDS271061R0254	4430817	10	0.125
	32	S201M-C32UC	S201MUC-C32	2CDS271061R0324	4430824	10	0.125
	40	S201M-C40UC	S201MUC-C40	2CDS271061R0404	4430831	10	0.125
	50	S201M-C50UC	S201MUC-C50	2CDS271061R0504	4430848	10	0.125
63	S201M-C63UC	S201MUC-C63	2CDS271061R0634	4430855	10	0.125	
2	0.5	S202M-C0.5UC	S202MUC-C0.5	2CDS272061R0984	4432910	5	0.250
	1	S202M-C1UC	S202MUC-C1	2CDS272061R0014	4432927	5	0.250
	1.6	S202M-C1.6UC	S202MUC-C1.6	2CDS272061R0974	4432934	5	0.250
	2	S202M-C2UC	S202MUC-C2	2CDS272061R0024	4432941	5	0.250
	3	S202M-C3UC	S202MUC-C3	2CDS272061R0034	4432958	5	0.250
	4	S202M-C4UC	S202MUC-C4	2CDS272061R0044	4432965	5	0.250
	6	S202M-C6UC	S202MUC-C6	2CDS272061R0064	4432972	5	0.250
	8	S202M-C8UC	S202MUC-C8	2CDS272061R0084	4432989	5	0.250
	10	S202M-C10UC	S202MUC-C10	2CDS272061R0104	4432996	5	0.250
	13	S202M-C13UC	S202MUC-C13	2CDS272061R0134	4433009	5	0.250
	16	S202M-C16UC	S202MUC-C16	2CDS272061R0164	4433016	5	0.250
	20	S202M-C20UC	S202MUC-C20	2CDS272061R0204	4433023	5	0.250
	25	S202M-C25UC	S202MUC-C25	2CDS272061R0254	4433030	5	0.250
	32	S202M-C32UC	S202MUC-C32	2CDS272061R0324	4433047	5	0.250
	40	S202M-C40UC	S202MUC-C40	2CDS272061R0404	4433054	5	0.250
	50	S202M-C50UC	S202MUC-C50	2CDS272061R0504	4433061	5	0.250
63	S202M-C63UC	S202MUC-C63	2CDS272061R0634	4433078	5	0.250	

Miniature Circuit Breaker S 200 M UC

Ordering data characteristic C



2CDC021034S0011



2CDC021033S0011

Number of poles	Rated current I_n A	Type	Part number for US and Canada	Order code	bbn/ EAN 401361	Packing unit PCE	Weight per PCE kg
3	0.5	S203M-C0.5UC	S203MUC-C0.5	2CDS273061R0984	4435133	1	0.375
	1	S203M-C1UC	S203MUC-C1	2CDS273061R0014	4435140	1	0.375
	1.6	S203M-C1.6UC	S203MUC-C1.6	2CDS273061R0974	4435157	1	0.375
	2	S203M-C2UC	S203MUC-C2	2CDS273061R0024	4435164	1	0.375
	3	S203M-C3UC	S203MUC-C3	2CDS273061R0034	4435171	1	0.375
	4	S203M-C4UC	S203MUC-C4	2CDS273061R0044	4435188	1	0.375
	6	S203M-C6UC	S203MUC-C6	2CDS273061R0064	4435195	1	0.375
	8	S203M-C8UC	S203MUC-C8	2CDS273061R0084	4435201	1	0.375
	10	S203M-C10UC	S203MUC-C10	2CDS273061R0104	4435218	1	0.375
	13	S203M-C13UC	S203MUC-C13	2CDS273061R0134	4435225	1	0.375
	16	S203M-C16UC	S203MUC-C16	2CDS273061R0164	4435232	1	0.375
	20	S203M-C20UC	S203MUC-C20	2CDS273061R0204	4435249	1	0.375
	25	S203M-C25UC	S203MUC-C25	2CDS273061R0254	4435256	1	0.375
	32	S203M-C32UC	S203MUC-C32	2CDS273061R0324	4435263	1	0.375
	40	S203M-C40UC	S203MUC-C40	2CDS273061R0404	4435270	1	0.375
	50	S203M-C50UC	S203MUC-C50	2CDS273061R0504	4435287	1	0.375
63	S203M-C63UC	S203MUC-C63	2CDS273061R0634	4435294	1	0.375	
4	0.5	S204M-C0.5UC	S204MUC-C0.5	2CDS274061R0984	4437359	1	0.500
	1	S204M-C1UC	S204MUC-C1	2CDS274061R0014	4437366	1	0.500
	1.6	S204M-C1.6UC	S204MUC-C1.6	2CDS274061R0974	4437373	1	0.500
	2	S204M-C2UC	S204MUC-C2	2CDS274061R0024	4437380	1	0.500
	3	S204M-C3UC	S204MUC-C3	2CDS274061R0034	4437397	1	0.500
	4	S204M-C4UC	S204MUC-C4	2CDS274061R0044	4437403	1	0.500
	6	S204M-C6UC	S204MUC-C6	2CDS274061R0064	4437410	1	0.500
	8	S204M-C8UC	S204MUC-C8	2CDS274061R0084	4437427	1	0.500
	10	S204M-C10UC	S204MUC-C10	2CDS274061R0104	4437434	1	0.500
	13	S204M-C13UC	S204MUC-C13	2CDS274061R0134	4437441	1	0.500
	16	S204M-C16UC	S204MUC-C16	2CDS274061R0164	4437458	1	0.500
	20	S204M-C20UC	S204MUC-C20	2CDS274061R0204	4437465	1	0.500
	25	S204M-C25UC	S204MUC-C25	2CDS274061R0254	4437472	1	0.500
	32	S204M-C32UC	S204MUC-C32	2CDS274061R0324	4437489	1	0.500
	40	S204M-C40UC	S204MUC-C40	2CDS274061R0404	4437496	1	0.500
	50	S204M-C50UC	S204MUC-C50	2CDS274061R0504	4437502	1	0.500
63	S204M-C63UC	S204MUC-C63	2CDS274061R0634	4437519	1	0.500	

Miniature Circuit Breaker S 200 M UC

Ordering data characteristic K



2CDC0021022/S0012



2CDC0021027/S0012

Number of poles	Rated current I_n A	Type	Part number for US and Canada	Order code	bbn/ EAN 401361	Packing unit PCE	Weight per PCE kg
1	0.2	S201M-K0.2UC	S201MUC-K0.2	2CDS271061R0087	4430862	10	0.125
	0.3	S201M-K0.3UC	S201MUC-K0.3	2CDS271061R0117	4430879	10	0.125
	0.5	S201M-K0.5UC	S201MUC-K0.5	2CDS271061R0157	4430886	10	0.125
	0.75	S201M-K0.75UC		2CDS271061R0187	4430893	10	0.125
	1	S201M-K1UC	S201MUC-K1	2CDS271061R0217	4430909	10	0.125
	1.6	S201M-K1.6UC	S201MUC-K1.6	2CDS271061R0257	4430916	10	0.125
	2	S201M-K2UC	S201MUC-K2	2CDS271061R0277	4430923	10	0.125
	3	S201M-K3UC	S201MUC-K3	2CDS271061R0317	4430930	10	0.125
	4	S201M-K4UC	S201MUC-K4	2CDS271061R0337	4430947	10	0.125
	5	S201M-K5UC	S201MUC-K5	2CDS271061R0357	4430954	10	0.125
	6	S201M-K6UC	S201MUC-K6	2CDS271061R0377	4430961	10	0.125
	8	S201M-K8UC	S201MUC-K8	2CDS271061R0407	4430978	10	0.125
	10	S201M-K10UC	S201MUC-K10	2CDS271061R0427	4430985	10	0.125
	13	S201M-K13UC	S201MUC-K13	2CDS271061R0447	4430992	10	0.125
	15	S201M-K15UC	S201MUC-K15	2CDS271061R0457	4431005	10	0.125
	16	S201M-K16UC	S201MUC-K16	2CDS271061R0467	4431012	10	0.125
	20	S201M-K20UC	S201MUC-K20	2CDS271061R0487	4431029	10	0.125
	25	S201M-K25UC	S201MUC-K25	2CDS271061R0517	4431036	10	0.125
	30	S201M-K30UC	S201MUC-K30	2CDS271061R0527	4431043	10	0.125
	32	S201M-K32UC	S201MUC-K32	2CDS271061R0537	4431050	10	0.125
	35	S201M-K35UC	S201MUC-K35	2CDS271061R0547	4431067	10	0.125
	40	S201M-K40UC	S201MUC-K40	2CDS271061R0557	4431074	10	0.125
	50	S201M-K50UC	S201MUC-K50	2CDS271061R0577	4431081	10	0.125
60	S201M-K60UC	S201MUC-K60	2CDS271061R0587	4431098	10	0.125	
63	S201M-K63UC	S201MUC-K63	2CDS271061R0607	4431104	10	0.125	
2	0.2	S202M-K0.2UC	S202MUC-K0.2	2CDS272061R0087	4433085	5	0.250
	0.3	S202M-K0.3UC	S202MUC-K0.3	2CDS272061R0117	4433092	5	0.250
	0.5	S202M-K0.5UC	S202MUC-K0.5	2CDS272061R0157	4433108	5	0.250
	0.75	S202M-K0.75UC		2CDS272061R0187	4433115	5	0.250
	1	S202M-K1UC	S202MUC-K1	2CDS272061R0217	4433122	5	0.250
	1.6	S202M-K1.6UC	S202MUC-K1.6	2CDS272061R0257	4433139	5	0.250
	2	S202M-K2UC	S202MUC-K2	2CDS272061R0277	4433146	5	0.250
	3	S202M-K3UC	S202MUC-K3	2CDS272061R0317	4433153	5	0.250
	4	S202M-K4UC	S202MUC-K4	2CDS272061R0337	4433160	5	0.250
	5	S202M-K5UC	S202MUC-K5	2CDS272061R0357	4433177	5	0.250
	6	S202M-K6UC	S202MUC-K6	2CDS272061R0377	4433184	5	0.250
	8	S202M-K8UC	S202MUC-K8	2CDS272061R0407	4433191	5	0.250
	10	S202M-K10UC	S202MUC-K10	2CDS272061R0427	4433207	5	0.250
	13	S202M-K13UC	S202MUC-K13	2CDS272061R0447	4433214	5	0.250
	15	S202M-K15UC	S202MUC-K15	2CDS272061R0457	4433221	5	0.250
	16	S202M-K16UC	S202MUC-K16	2CDS272061R0467	4433238	5	0.250
	20	S202M-K20UC	S202MUC-K20	2CDS272061R0487	4433245	5	0.250
	25	S202M-K25UC	S202MUC-K25	2CDS272061R0517	4433252	5	0.250
	30	S202M-K30UC	S202MUC-K30	2CDS272061R0527	4433269	5	0.250
	32	S202M-K32UC	S202MUC-K32	2CDS272061R0537	4433276	5	0.250
	35	S202M-K35UC	S202MUC-K35	2CDS272061R0547	4433283	5	0.250
	40	S202M-K40UC	S202MUC-K40	2CDS272061R0557	4433290	5	0.250
	50	S202M-K50UC	S202MUC-K50	2CDS272061R0577	4433306	5	0.250
60	S202M-K60UC	S202MUC-K60	2CDS272061R0587	4433313	5	0.250	
63	S202M-K63UC	S202MUC-K63	2CDS272061R0607	4433320	5	0.250	

Miniature Circuit Breaker S 200 M UC

Ordering data characteristic K



2CDC021028S0012



2CDC021028S0012

Number of poles	Rated current I_n A	Type	Part number for US and Canada	Order code	bbn/ EAN 401361	Packing unit PCE	Weight per PCE kg
3	0.2	S203M-K0.2UC	S203MUC-K0.2	2CDS273061R0087	4435300	1	0.375
	0.3	S203M-K0.3UC	S203MUC-K0.3	2CDS273061R0117	4435317	1	0.375
	0.5	S203M-K0.5UC	S203MUC-K0.5	2CDS273061R0157	4435324	1	0.375
	0.75	S203M-K0.75UC		2CDS273061R0187	4435331	1	0.375
	1	S203M-K1UC	S203MUC-K1	2CDS273061R0217	4435348	1	0.375
	1.6	S203M-K1.6UC	S203MUC-K1.6	2CDS273061R0257	4435355	1	0.375
	2	S203M-K2UC	S203MUC-K2	2CDS273061R0277	4435362	1	0.375
	3	S203M-K3UC	S203MUC-K3	2CDS273061R0317	4435379	1	0.375
	4	S203M-K4UC	S203MUC-K4	2CDS273061R0337	4435386	1	0.375
	5	S203M-K5UC	S203MUC-K5	2CDS273061R0357	4435393	1	0.375
	6	S203M-K6UC	S203MUC-K6	2CDS273061R0377	4435409	1	0.375
	8	S203M-K8UC	S203MUC-K8	2CDS273061R0407	4435416	1	0.375
	10	S203M-K10UC	S203MUC-K10	2CDS273061R0427	4435423	1	0.375
	13	S203M-K13UC	S203MUC-K13	2CDS273061R0447	4435430	1	0.375
	15	S203M-K15UC	S203MUC-K15	2CDS273061R0457	4435447	1	0.375
	16	S203M-K16UC	S203MUC-K16	2CDS273061R0467	4435454	1	0.375
	20	S203M-K20UC	S203MUC-K20	2CDS273061R0487	4435461	1	0.375
	25	S203M-K25UC	S203MUC-K25	2CDS273061R0517	4435478	1	0.375
	30	S203M-K30UC	S203MUC-K30	2CDS273061R0527	4435485	1	0.375
	32	S203M-K32UC	S203MUC-K32	2CDS273061R0537	4435492	1	0.375
35	S203M-K35UC	S203MUC-K35	2CDS273061R0547	4435508	1	0.375	
40	S203M-K40UC	S203MUC-K40	2CDS273061R0557	4435515	1	0.375	
50	S203M-K50UC	S203MUC-K50	2CDS273061R0577	4435522	1	0.375	
60	S203M-K60UC	S203MUC-K60	2CDS273061R0587	4435539	1	0.375	
63	S203M-K63UC	S203MUC-K63	2CDS273061R0607	4435546	1	0.375	
4	0.2	S204M-K0.2UC	S204MUC-K0.2	2CDS274061R0087	4437526	1	0.500
	0.3	S204M-K0.3UC	S204MUC-K0.3	2CDS274061R0117	4437533	1	0.500
	0.5	S204M-K0.5UC	S204MUC-K0.5	2CDS274061R0157	4437540	1	0.500
	0.75	S204M-K0.75UC		2CDS274061R0187	4437557	1	0.500
	1	S204M-K1UC	S204MUC-K1	2CDS274061R0217	4437564	1	0.500
	1.6	S204M-K1.6UC	S204MUC-K1.6	2CDS274061R0257	4437571	1	0.500
	2	S204M-K2UC	S204MUC-K2	2CDS274061R0277	4437588	1	0.500
	3	S204M-K3UC	S204MUC-K3	2CDS274061R0317	4437595	1	0.500
	4	S204M-K4UC	S204MUC-K4	2CDS274061R0337	4437601	1	0.500
	5	S204M-K5UC	S204MUC-K5	2CDS274061R0357	4437618	1	0.500
	6	S204M-K6UC	S204MUC-K6	2CDS274061R0377	4437625	1	0.500
	8	S204M-K8UC	S204MUC-K8	2CDS274061R0407	4437632	1	0.500
	10	S204M-K10UC	S204MUC-K10	2CDS274061R0427	4437649	1	0.500
	13	S204M-K13UC	S204MUC-K13	2CDS274061R0447	4437656	1	0.500
	15	S204M-K15UC	S204MUC-K15	2CDS274061R0457	4437663	1	0.500
	16	S204M-K16UC	S204MUC-K16	2CDS274061R0467	4437670	1	0.500
	20	S204M-K20UC	S204MUC-K20	2CDS274061R0487	4437687	1	0.500
	25	S204M-K25UC	S204MUC-K25	2CDS274061R0517	4437694	1	0.500
	30	S204M-K30UC	S204MUC-K30	2CDS274061R0527	4437700	1	0.500
	32	S204M-K32UC	S204MUC-K32	2CDS274061R0537	4437717	1	0.500
35	S204M-K35UC	S204MUC-K35	2CDS274061R0547	4437724	1	0.500	
40	S204M-K40UC	S204MUC-K40	2CDS274061R0557	4437731	1	0.500	
50	S204M-K50UC	S204MUC-K50	2CDS274061R0577	4437748	1	0.500	
60	S204M-K60UC	S204MUC-K60	2CDS274061R0587	4437755	1	0.500	
63	S204M-K63UC	S204MUC-K63	2CDS274061R0607	4437762	1	0.500	

Miniature Circuit Breaker S 200 M UC

Ordering data characteristic Z



2CDC021022S0012



2CDC021027S0012

Number of poles	Rated current I_n A	Type	Part number for US and Canada	Order code	bbn/ EAN 401361	Packing unit PCE	Weight per PCE kg
1	0.5	S201M-Z0.5UC	S201MUC-Z0.5	2CDS271061R0158	4431111	10	0.125
	1	S201M-Z1UC	S201MUC-Z1	2CDS271061R0218	4431128	10	0.125
	1.6	S201M-Z1.6UC	S201MUC-Z1.6	2CDS271061R0258	4431135	10	0.125
	2	S201M-Z2UC	S201MUC-Z2	2CDS271061R0278	4431142	10	0.125
	3	S201M-Z3UC	S201MUC-Z3	2CDS271061R0318	4431159	10	0.125
	4	S201M-Z4UC	S201MUC-Z4	2CDS271061R0338	4431166	10	0.125
	5	S201M-Z5UC	S201MUC-Z5	2CDS271061R0358	4431173	10	0.125
	6	S201M-Z6UC	S201MUC-Z6	2CDS271061R0378	4431180	10	0.125
	8	S201M-Z8UC	S201MUC-Z8	2CDS271061R0408	4431197	10	0.125
	10	S201M-Z10UC	S201MUC-Z10	2CDS271061R0428	4431203	10	0.125
	15	S201M-Z15UC	S201MUC-Z15	2CDS271061R0458	4431227	10	0.125
	16	S201M-Z16UC	S201MUC-Z16	2CDS271061R0468	4431234	10	0.125
	20	S201M-Z20UC	S201MUC-Z20	2CDS271061R0488	4431241	10	0.125
	25	S201M-Z25UC	S201MUC-Z25	2CDS271061R0518	4431258	10	0.125
	30	S201M-Z30UC	S201MUC-Z30	2CDS271061R0528	4431265	10	0.125
	32	S201M-Z32UC	S201MUC-Z32	2CDS271061R0538	4431272	10	0.125
	35	S201M-Z35UC	S201MUC-Z35	2CDS271061R0548	4431289	10	0.125
	40	S201M-Z40UC	S201MUC-Z40	2CDS271061R0558	4431296	10	0.125
	50	S201M-Z50UC	S201MUC-Z50	2CDS271061R0578	4431302	10	0.125
	60	S201M-Z60UC	S201MUC-Z60	2CDS271061R0588	4431319	10	0.125
63	S201M-Z63UC	S201MUC-Z63	2CDS271061R0608	4431326	10	0.125	
2	0.5	S202M-Z0.5UC	S202MUC-Z0.5	2CDS272061R0158	4433337	5	0.250
	1	S202M-Z1UC	S202MUC-Z1	2CDS272061R0218	4433344	5	0.250
	1.6	S202M-Z1.6UC	S202MUC-Z1.6	2CDS272061R0258	4433351	5	0.250
	2	S202M-Z2UC	S202MUC-Z2	2CDS272061R0278	4433368	5	0.250
	3	S202M-Z3UC	S202MUC-Z3	2CDS272061R0318	4433375	5	0.250
	4	S202M-Z4UC	S202MUC-Z4	2CDS272061R0338	4433382	5	0.250
	5	S202M-Z5UC	S202MUC-Z5	2CDS272061R0358	4433399	5	0.250
	6	S202M-Z6UC	S202MUC-Z6	2CDS272061R0378	4433405	5	0.250
	8	S202M-Z8UC	S202MUC-Z8	2CDS272061R0408	4433412	5	0.250
	10	S202M-Z10UC	S202MUC-Z10	2CDS272061R0428	4433429	5	0.250
	15	S202M-Z15UC	S202MUC-Z15	2CDS272061R0458	4433443	5	0.250
	16	S202M-Z16UC	S202MUC-Z16	2CDS272061R0468	4433450	5	0.250
	20	S202M-Z20UC	S202MUC-Z20	2CDS272061R0488	4433467	5	0.250
	25	S202M-Z25UC	S202MUC-Z25	2CDS272061R0518	4433474	5	0.250
	30	S202M-Z30UC	S202MUC-Z30	2CDS272061R0528	4433481	5	0.250
	32	S202M-Z32UC	S202MUC-Z32	2CDS272061R0538	4433498	5	0.250
	35	S202M-Z35UC	S202MUC-Z35	2CDS272061R0548	4433504	5	0.250
	40	S202M-Z40UC	S202MUC-Z40	2CDS272061R0558	4433511	5	0.250
	50	S202M-Z50UC	S202MUC-Z50	2CDS272061R0578	4433528	5	0.250
	60	S202M-Z60UC	S202MUC-Z60	2CDS272061R0588	4433535	5	0.250
63	S202M-Z63UC	S202MUC-Z63	2CDS272061R0608	4433542	5	0.250	

Miniature Circuit Breaker S 200 M UC

Ordering data characteristic Z



Number of poles	Rated current I_n A	Type	Part number for US and Canada	Order code	bbn/ EAN 401361	Packing unit PCE	Weight per PCE kg
3	0.5	S203M-Z0.5UC	S203MUC-Z0.5	2CDS273061R0158	4435553	1	0.375
	1	S203M-Z1UC	S203MUC-Z1	2CDS273061R0218	4435560	1	0.375
	1.6	S203M-Z1.6UC	S203MUC-Z1.6	2CDS273061R0258	4435577	1	0.375
	2	S203M-Z2UC	S203MUC-Z2	2CDS273061R0278	4435584	1	0.375
	3	S203M-Z3UC	S203MUC-Z3	2CDS273061R0318	4435591	1	0.375
	4	S203M-Z4UC	S203MUC-Z4	2CDS273061R0338	4435607	1	0.375
	5	S203M-Z5UC	S203MUC-Z5	2CDS273061R0358	4435614	1	0.375
	6	S203M-Z6UC	S203MUC-Z6	2CDS273061R0378	4435621	1	0.375
	8	S203M-Z8UC	S203MUC-Z8	2CDS273061R0408	4435638	1	0.375
	10	S203M-Z10UC	S203MUC-Z10	2CDS273061R0428	4435645	1	0.375
	15	S203M-Z15UC	S203MUC-Z15	2CDS273061R0458	4435669	1	0.375
	16	S203M-Z16UC	S203MUC-Z16	2CDS273061R0468	4435676	1	0.375
	20	S203M-Z20UC	S203MUC-Z20	2CDS273061R0488	4435683	1	0.375
	25	S203M-Z25UC	S203MUC-Z25	2CDS273061R0518	4435690	1	0.375
	30	S203M-Z30UC	S203MUC-Z30	2CDS273061R0528	4435706	1	0.375
	32	S203M-Z32UC	S203MUC-Z32	2CDS273061R0538	4435713	1	0.375
	35	S203M-Z35UC	S203MUC-Z35	2CDS273061R0548	4435720	1	0.375
	40	S203M-Z40UC	S203MUC-Z40	2CDS273061R0558	4435737	1	0.375
	50	S203M-Z50UC	S203MUC-Z50	2CDS273061R0578	4435744	1	0.375
	60	S203M-Z60UC	S203MUC-Z60	2CDS273061R0588	4435751	1	0.375
63	S203M-Z63UC	S203MUC-Z63	2CDS273061R0608	4435768	1	0.375	
4	0.5	S204M-Z0.5UC	S204MUC-Z0.5	2CDS274061R0158	4437779	1	0.500
	1	S204M-Z1UC	S204MUC-Z1	2CDS274061R0218	4437786	1	0.500
	1.6	S204M-Z1.6UC	S204MUC-Z1.6	2CDS274061R0258	4437793	1	0.500
	2	S204M-Z2UC	S204MUC-Z2	2CDS274061R0278	4437809	1	0.500
	3	S204M-Z3UC	S204MUC-Z3	2CDS274061R0318	4437816	1	0.500
	4	S204M-Z4UC	S204MUC-Z4	2CDS274061R0338	4437823	1	0.500
	5	S204M-Z5UC	S204MUC-Z5	2CDS274061R0358	4437830	1	0.500
	6	S204M-Z6UC	S204MUC-Z6	2CDS274061R0378	4437847	1	0.500
	8	S204M-Z8UC	S204MUC-Z8	2CDS274061R0408	4437854	1	0.500
	10	S204M-Z10UC	S204MUC-Z10	2CDS274061R0428	4437861	1	0.500
	15	S204M-Z15UC	S204MUC-Z15	2CDS274061R0458	4437885	1	0.500
	16	S204M-Z16UC	S204MUC-Z16	2CDS274061R0468	4437892	1	0.500
	20	S204M-Z20UC	S204MUC-Z20	2CDS274061R0488	4437908	1	0.500
	25	S204M-Z25UC	S204MUC-Z25	2CDS274061R0518	4437915	1	0.500
	30	S204M-Z30UC	S204MUC-Z30	2CDS274061R0528	4437922	1	0.500
	32	S204M-Z32UC	S204MUC-Z32	2CDS274061R0538	4437939	1	0.500
	35	S204M-Z35UC	S204MUC-Z35	2CDS274061R0548	4437946	1	0.500
	40	S204M-Z40UC	S204MUC-Z40	2CDS274061R0558	4437953	1	0.500
	50	S204M-Z50UC	S204MUC-Z50	2CDS274061R0578	4437960	1	0.500
	60	S204M-Z60UC	S204MUC-Z60	2CDS274061R0588	4437977	1	0.500
63	S204M-Z63UC	S204MUC-Z63	2CDS274061R0608	4437984	1	0.500	

Contact us

ABB

Low Voltage Products
8155 T&B Boulevard
Memphis, TN 38125
www.abb.us/lowvoltage

USA Technical Support: 888-385-1221
Customer Service: 888-862-3290
7:00 a.m. – 5:30 p.m., CST, Monday – Friday
lvps.support@us.abb.com

Note:

We reserve the right to make technical changes or modify the contents of this document without prior notice. With regard to purchase orders, the agreed particulars shall prevail. ABB does not accept any responsibility whatsoever for potential errors or possible lack of information in this document.

We reserve all rights in this document and in the subject matter and illustrations contained therein. Any reproduction, disclosure to third parties or utilization of its contents – in whole or in parts – is forbidden without prior written consent of ABB.

Copyright© 2015 ABB
All rights reserved