

CZ - MZ and CZF - MZF EMC version for electromagnetic compatibility

inserts		page:
CD	15 poles + ⊕	68
CDA	10 poles + ⊕	98
CSAH	10 poles + ⊕	99
CDC	10 poles + ⊕	104
MIXO	1 module	264 - 316

The covers for L and LG versions cannot be used together with coding pins. If this application is required, please contact ILME S.p.A.

housings and cover



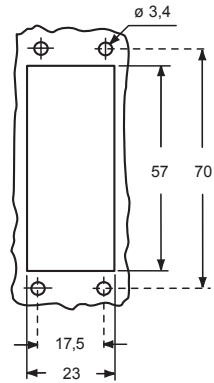
hoods and cover



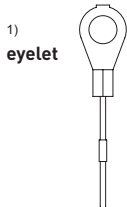
description	part No.	entry Pg	part No.	entry M	part No.	entry Pg	part No.	entry M
bulkhead mounting housing with lever and gasket	CZ7IS 15 L		--					
surface mounting housing with lever	CZ7PS 15 L2	16 x 2	MZ7PS 15L225	25 x 2				
cover with pegs and gasket (for 1 lever enclosures) ¹⁾	CZCS 15 L							
enclosure with pegs and gasket, side entry					CZOS 15 L	16	MZOS 15 L20	20
enclosure with pegs and gasket, side entry							MZOS 15 L25	25
enclosure with pegs and gasket, side entry, high construction, without adapter ³⁾					CZFOS 15 L21	21	MZFOS 15 L25	25
enclosure with pegs and gasket, top entry					CZVS 15 L	13,5	MZVS 15 L20	20
enclosure with pegs and gasket, top entry, high construction, without adapter ³⁾					CZFVS 15L221	21	MZFVS 15 L25	25
cover with lever (for enclosures with pegs) ²⁾					CZ7CS 15 LG			

³⁾ enclosure without adapter, threaded on the enclosure body, to be used only with a complete cable gland.

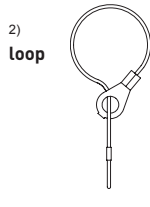
panel cut-out for bulkhead mounting housings



For fixing on housings



For fixing on hoods

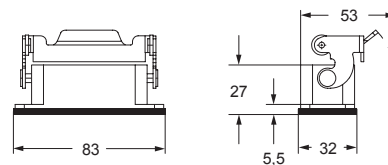


CALUS Type 4/4X/12

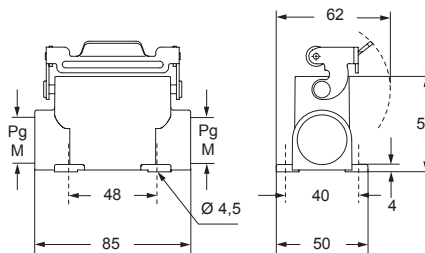
EN 60529 IP65 insulating cable gland or fittings without gasket

EN 60529 IP66 IP67 IP68 cable gland with O-Ring gasket

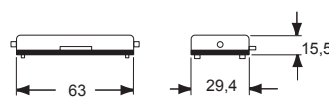
CZ7IS L



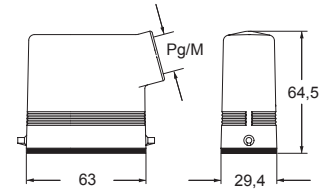
CZ7PS L and MZ7PS L



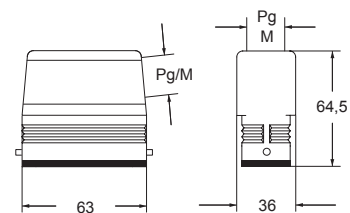
CZCS L



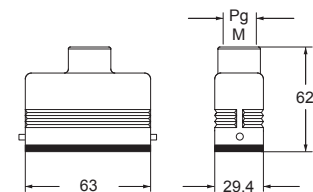
CZOS L and MZOS L



CZFOS L - MZFOS L and CZFVS L - MZFVS L



CZVS L and MZVS L



CZ7CS LG

