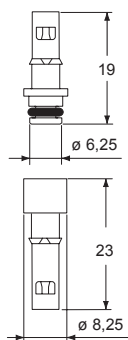


**pneumatic contacts
with or without closing valve**

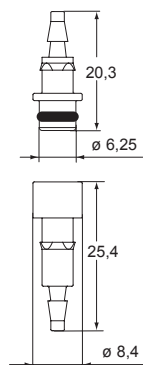


description	part No.
female contacts without closing valve - for tubes with internal \varnothing 1,6 mm - for tubes with internal \varnothing 3 mm - for tubes with internal \varnothing 4 mm - for tubes with internal \varnothing 6 mm	CX 1.6 PF CX 3.0 PF CX 4.0 PF CX 6.0 PF
male contacts without closing valve - for tubes with internal \varnothing 1,6 mm - for tubes with internal \varnothing 3 mm - for tubes with internal \varnothing 4 mm - for tubes with internal \varnothing 6 mm	CX 1.6 PM CX 3.0 PM CX 4.0 PM CX 6.0 PM
female contacts with closing valve - for tubes with internal \varnothing 1,6 mm - for tubes with internal \varnothing 3 mm - for tubes with internal \varnothing 4 mm - for tubes with internal \varnothing 6 mm	CX 1.6 VC CX 3.0 VC CX 4.0 VC CX 6.0 VC
male contact (use contacts without closing valve)	

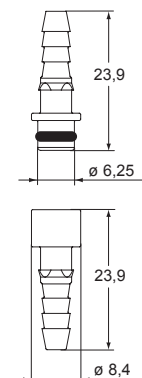
CX 1.6 PF/PM/VC



CX 3.0 PF/PM/VC



CX 4.0 PF/PM/VC



CX 6.0 PF/PM/VC

