

# for 2 RJ45 + 8 poles connector 10A - 250V




The modular inserts must be installed in suitable frames, which are then mounted in traditional enclosures or in COB panel supports.

page: 316

frames for modular units

- characteristics according to EN 61984:

**10A 250V 4kV 3**

- cULus (UL for USA and Canada),   

 **RoHS** certified

- insulation resistance:  $\geq 10 \text{ G}\Omega$

- made of self-extinguishing thermoplastic resin UL 94V-0

- mechanical life:  $\geq 500$  cycles

- contact resistance:  $\geq 3 \text{ m}\Omega$

- **it is recommended to crimp the contacts with crimping tools homologated by ILME** (please see the crimping tool section 10A contacts, CDF and CDM series) on pages 708 - 741

housing for RJ45 connectors



RJ45 connectors



description	part No.	part No. data contacts only	part No. data contacts/+2 power contacts
-------------	----------	--------------------------------	---

without RJ45 connector and without contacts (to be ordered separately)

- female insert for 2 RJ45 female connectors and for 8 10A (CDF) female contacts <sup>1)</sup>

**CX 02 JF**

- male insert for 2 RJ45 male connectors and for 8 10A (CDM) male contacts

**CX 02 JM**

RJ45 coupler jack, 8 data contacts <sup>2)</sup>

**CX 8 JF**

RJ45 coupler jack, 8 data contacts / 2 power contacts <sup>2)</sup>

**CX 8/2 JF**

RJ45 plug, 4 data contacts

**CX 4 JM**

RJ45 plug, 4 data contacts / 2 power contacts

**CX 4/2 JM**

RJ45 plug, 6 data contacts / 2 power contacts

**CX 6/2 JM**

RJ45 plug, 8 data contacts **Cat. 5e**

**CX 8 JM**

RJ45 plug, 4 data contacts **Cat. 5e ProfINET®**

**CX 4E JM**

**RJ45 connector features:**

- RJ45 insert, **Cat. 5 Ethernet**

- rated current: 2,1A at 70 °C

- rated voltage: 50VDC / 35VAC

- IDC terminals:

for 0,22 mm<sup>2</sup> (AWG 24/7) data contacts **CX 4 JM**  
for 0,14 mm<sup>2</sup> (AWG 26/7) or 0,22 mm<sup>2</sup> (AWG 24/7) data contacts **CX 4/2 JM**

for 0,34 mm<sup>2</sup> (AWG 22/7) or 0,38 mm<sup>2</sup> (AWG 22/19) power contacts **CX 4/2 JM**

for 0,14 mm<sup>2</sup> (AWG 26/7) data contacts **CX 6/2 JM**  
for 0,25 mm<sup>2</sup> (AWG 23/19) power contacts **CX 6/2 JM**

for 0,14 mm<sup>2</sup> (AWG 26/7) data contacts **CX 8 JM**  
for 0,34 mm<sup>2</sup> (AWG 22/7) data contacts **CX 4E JM**

- /7 = 7-strands wire

- /19 = 19-strands wire

- insulation diameter: 1 mm (data), 1,4 mm (power and CX 4E JM)

-  $\varnothing_{max}$  complete cable 7 mm (CX 8 JM: 6,9 mm)

- temperature range: from -40°C to 120 °C

- nickel plated brass screening

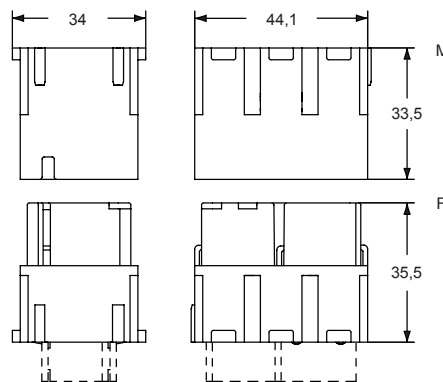
- crimp pliers: **CJPZ Y**

- screened cable stripper: **CJST**

<sup>1)</sup> **WARNING:**

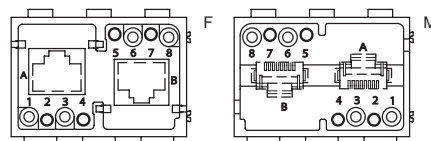
the female inserts can only be used on high or flush mounting enclosures

**CX 02 JF, CX 02 JM**



contacts side (front view)

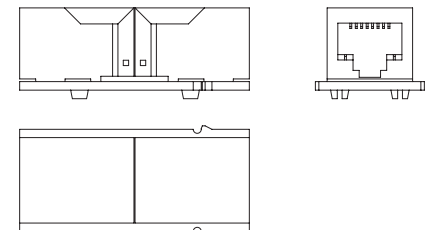
side with reference arrow ▲



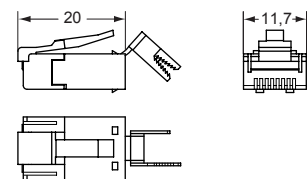
- 3 frame slots

<sup>2)</sup> 4-pole version on request, part No. **CX 4 JF** and **CX 4/2 JF** with "crossover" link

**CX 4 JF, CX 4/2 JF, CX 8 JF, CX 8/2 JF**




**CX 4 JM, CX 4/2 JM, CX 6/2 JM, CX 8 JM, CX 4E JM**



MIXO DATA

**CW patch cord RJ45**



**CW J2M** from page 308