

CX 01 YPEF/YPEM 1 PE pole 200A

The modular inserts must be installed in suitable frames, which are then mounted in traditional enclosures* or in COB panel supports.

frames for modular units*

page:
317

modular units, crimp connections
PE module for earth termination



200A silver plated crimp contacts



* enclosures: housings or high construction hoods

description	part No.	part No
-------------	----------	---------

without contacts (to be ordered separately)
PE female inserts for female contacts
PE male inserts for male contacts

CX 01 YPEF
CX 01 YPEM

200A female crimp contacts

16 mm ²	AWG 6	one groove (back side)
25 mm ²	AWG 4	with no grooves
35 mm ²	AWG 2	one groove
50 mm ²	AWG 1	two grooves
70 mm ²	AWG 2/0	with no grooves

CYFA 16
CYFA 25
CYFA 35
CYFA 50
CYFA 70

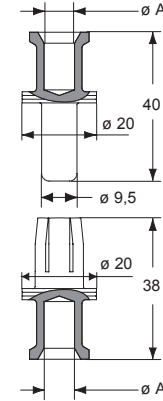
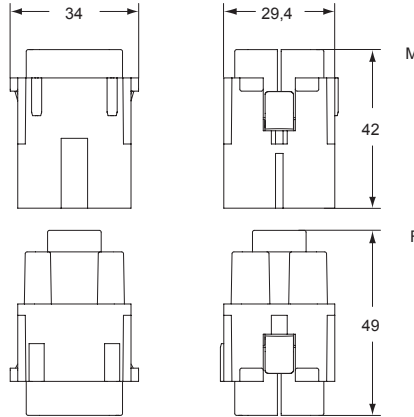
silver plated

200A male crimp contacts

16 mm ²	AWG 6	one groove (back side)
25 mm ²	AWG 4	with no grooves
35 mm ²	AWG 2	one groove
50 mm ²	AWG 1	two grooves
70 mm ²	AWG 2/0	with no grooves

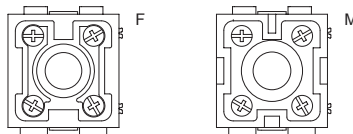
CYMA 16
CYMA 25
CYMA 35
CYMA 50
CYMA 70

- cULus (UL for USA and Canada), SB, ccc, DNV-GL
- EAC certified
- ambient temperature limit: -40 °C ... +125 °C
- made of self-extinguishing thermoplastic resin UL 94V-0
- it is recommended to crimp the contacts with crimping tools homologated by ILME (please see the crimping tool section 200A contacts, CYF and CYM series) on pages 708 - 741



contacts side (front view)

side with reference arrow ▲



- 2 frame slots

CYF and CYM contacts

conductor section ø A (mm ²)	conductor slot (mm)	conductor stripping length (mm)
16	6,1	15
25	7,0	15
35	8,2	15
50	9,8	15
70	11,8	15