


CT 24 poles + ⊕ 16A - 400V CTSE 24 poles + ⊕ 16A - 500V

enclosures *): size "104.27"	page:
C-TYPE IP65/IP66	412
C7 IP67, two levers	441 - 442
V-TYPE IP65/IP66, single lever	459 - 460
BIG hoods	472 - 473
T-TYPE IP65 insulating	486 - 487
T-TYPE / W IP66/IP69 insulating	492
HYGIENIC T-TYPE / H IP66/IP69	504
HYGIENIC T-TYPE / C IP66/IP69, -50 °C	509
W-TYPE for aggressive environments	524
E-Xtreme® corrosion proof	536, 545
EMC	581
Central lever	612
LS-TYPE	624

*) only bulkhead mounted housings and BIG hoods


- can be mated with CNE, CCE, CSS, CSH inserts
- inserts may be fitted from front of enclosure

**terminal block inserts
screw terminal connection**



Q SILVER PLATED CONTACTS

**terminal block inserts
spring terminal connection**



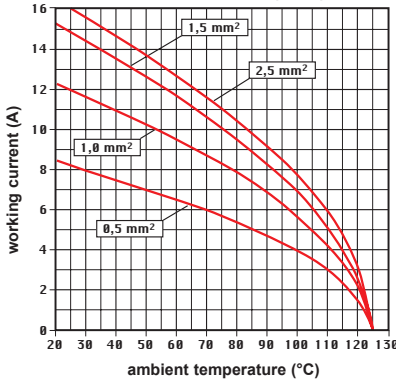
Q SILVER PLATED CONTACTS

description	part No.	part No.	part No.	part No.
mounting side (see page 159)	left	right	left	right
female inserts with female contacts ¹⁾	CTF 24 L	CTF 24 R	CTSEF 24 L	CTSEF 24 R
male inserts with male contacts ¹⁾	CTM 24 L	CTM 24 R	CTSEM 24 L	CTSEM 24 R
mounting side (see page 159)				
female inserts with female contacts				
male inserts with male contacts				

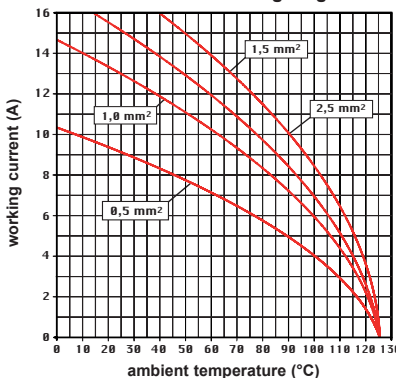
1) for non-prepared conductors

- characteristics according to EN 61984:
16A 230/400V 4kV 3 (CT)
16A 400V 4kV 2 (CT)
16A 500V 6kV 3 (CTSE)
16A 400/690V 6kV 2 (CTSE)
- certified (CT)
- certified (CTSE)
- rated voltage according to UL/CSA: 600V
- insulation resistance: ≥ 10 GΩ
- ambient temperature limit: -40 °C ... +125 °C
- made of self-extinguishing thermoplastic resin UL 94V-0
- mechanical life: ≥ 500 cycles
- contact resistance: ≤ 4 mΩ
- for max. current load see the connector inserts derating diagrams below; for more information see page 28

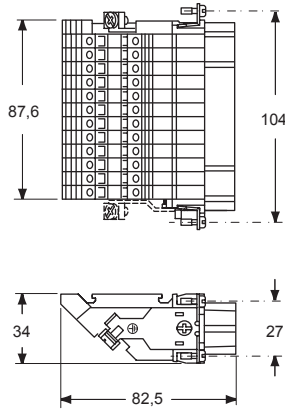
**CT 24 poles connector inserts
Maximum current load derating diagram**



**CTSE 24 poles connector inserts
Maximum current load derating diagram**

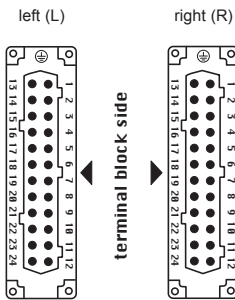


female inserts (CTF and CTSEF)



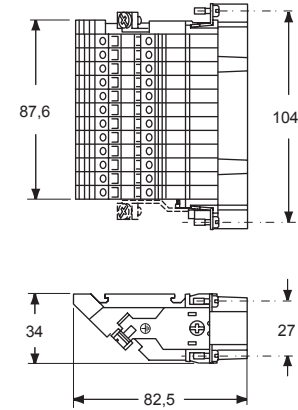
contacts side (front view)

female inserts (CTF and CTSEF)

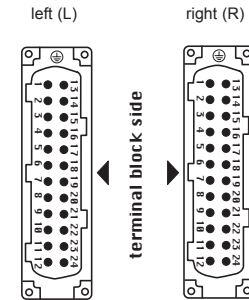


- CT inserts with plate, for section conductors: 0,75 - 2,5 mm² - AWG 18 - 14
- conductors stripping length: 12 mm
- terminal screw torque: 0,4 Nm (3,54 lb.in), for more information see page 20 and 21

male inserts (CTM and CTSEM)



male inserts (CTM and CTSEM)



- CTSE spring inserts for section conductors: 0,14 - 2,5 mm² - AWG 26 - 14
- conductors stripping length: 9...11 mm

Connection technology with spring terminal

