

CNE...RY 6 poles + ⊕ 16A - 500V

enclosures:
size "44.27"

page:

for 180 °C

586

inserts,
screw terminal connections



Q 180 °C

description

part No.

indirect, with plate ¹⁾, use in up to 180 °C
female inserts with female contacts, brown
male inserts with male contacts, brown

CNEF 06 RY
CNEM 06 RY

- characteristics according to EN 61984:

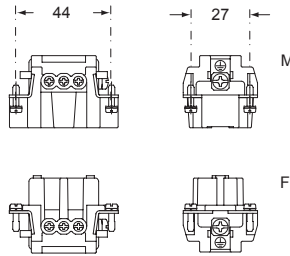
16A 500V 6kV 3

16A 400/690V 6kV 2

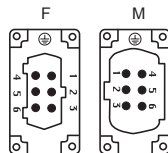
- cULus (UL for USA and Canada),

ERC certified

- rated voltage according to UL/CSA: 600V
- insulation resistance: $\geq 10 \text{ G}\Omega$
- ambient temperature limit: -40 °C ... +180 °C
- made of self-extinguishing thermoplastic resin UL 94V-0
- mechanical life: ≥ 500 cycles
- contact resistance: $\leq 1 \text{ m}\Omega$
- for max. current load see the connector inserts derating diagram below; for more information see page 28

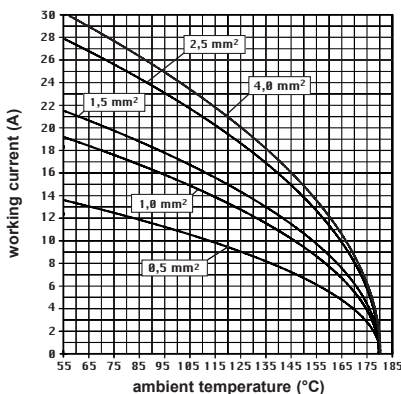


contacts side (front view)



- inserts with plate for section conductors:
0,5 - 4 mm² - AWG 20 - 12
- conductors stripping length: 7 mm
- terminal screw torque: 0,5 Nm (4,4 lb.in), for more information see page 20 and 21

CNE...RY 06 poles connector inserts
Maximum current load derating diagram



¹⁾ for unprepared conductors

