

# CK 3 and 4 poles + 10A - 230/400V

enclosures:  
size "21.21"

page:

Insulating type	339 - 348
Metallic type	349 - 363
W-TYPE for aggressive environments	512 - 518
E-Xtreme® corrosion proof	538 - 539
EMC	564 - 572
IP68	628 - 631

- can be mated with CKSH inserts

inserts, 3 poles + ⊕  
screw terminal connections



Q SILVER PLATED CONTACTS

inserts, 4 poles + ⊕  
screw terminal connections



Q SILVER PLATED CONTACTS

description	part No.	part No.	part No.	part No.
distinctive colour	white	black	white	black
female inserts with female contacts <sup>1)</sup>	CKF 03	CKF 03 N	CKF 04	CKF 04 N
male inserts with male contacts	CKM 03	CKM 03 N	CKM 04	CKM 04 N
distinctive colour				
female inserts with female contacts <sup>1)</sup>				
male inserts with male contacts				

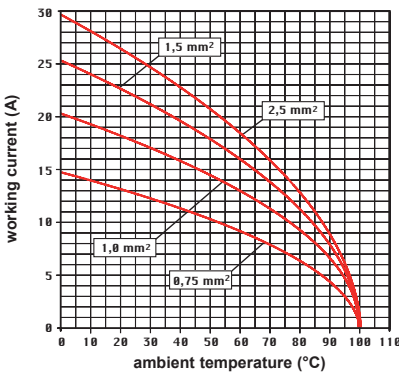
1) the female inserts can be mounted into the straight bulkhead housings CK I from the rear

- characteristics according to EN 61984:

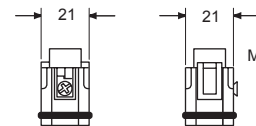
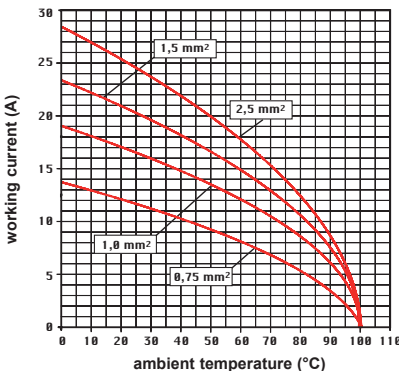
**10A 230/400V 4kV 3**  
**10A 400/690V 4kV 2**

- certified
- rated voltage according to UL/CSA: 600V
- insulation resistance: ≥ 10 GΩ
- ambient temperature limit: -40 °C ... +100 °C
- made of self-extinguishing thermoplastic resin UL 94V-1
- mechanical life: ≥ 500 cycles
- contact resistance: ≤ 2 mΩ
- for max. current load see the connector inserts derating diagrams below; for more information see page 28

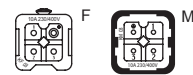
**CK 03 poles connector inserts**  
Maximum current load derating diagram



**CK 04 poles connector inserts**  
Maximum current load derating diagram

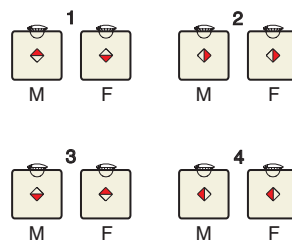


contacts side (front view)

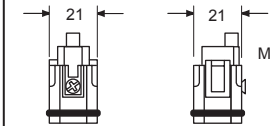


- inserts for wires with the following cross-sectional areas:  
0,75 - 2,5 mm<sup>2</sup> - AWG 18 - 14
- conductor stripping length: 6 mm
- terminal screw torque: 0,5 Nm (4.4 lb.in), for more information see page 20 and 21

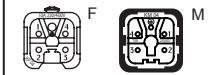
CR K03  
coding pins  
(page 688)



M = male insert  
F = female insert

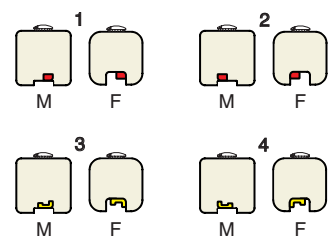


contacts side (front view)



- inserts for wires with the following cross-sectional areas:  
0,75 - 2,5 mm<sup>2</sup> - AWG 18 - 14
- conductor stripping length: 6 mm
- terminal screw torque: 0,5 Nm (4.4 lb.in), for more information see page 20 and 21

CR K04R  
and CR K04G coding  
pins (page 688)



M = male insert  
F = female insert