

# CH - CA - CF and MH - MA - MF C-TYPE standard version

| inserts |                       | page:       |
|---------|-----------------------|-------------|
| CD      | 64 poles + ⊕          | 72          |
| CDD     | 108 poles + ⊕         | 81          |
| CDS     | 42 poles + ⊕          | -           |
| CDSH    | 42 poles + ⊕          | 89          |
| CNE     | 24 poles + ⊕          | 113         |
| CSE     | 24 poles + ⊕          | -           |
| CSH     | 24 poles + ⊕          | 113         |
| CSH S   | 24 poles + ⊕          | 125         |
| CCE     | 24 poles + ⊕          | 133         |
| CMSH    | 10+2 (aux) poles + ⊕  | 140         |
| CMCE    | 10+2 (aux) poles + ⊕  | 141         |
| CSS     | 24 poles + ⊕          | 151         |
| CQE     | 46 poles + ⊕          | 171         |
| CQEE    | 64 poles + ⊕          | 177         |
| CX      | 4/8 and 6/6 poles + ⊕ | 204 and 206 |
| MIXO    | 6 modules             | 262 - 317   |

## hoods with 2 pegs



## hoods with 2 pegs M40 cable entry with 20 mm thread length



| description   | part No.          | entry Pg | part No           | entry M | part No.          | entry Pg | part No.          | entry M |
|---|-------------------|----------|-------------------|---------|-------------------|----------|-------------------|---------|
| with pegs, side entry   | <b>CHO 24 L</b>   | 21       | <b>MHO 24 L25</b> | 25      |                   |          |                   |         |
| with pegs, side entry   |                   |          | <b>MHO 24 L32</b> | 32      |                   |          |                   |         |
| with pegs, side entry, high construction                                | <b>CAO 24 L21</b> | 21       | <b>MAO 24 L32</b> | 32      |                   |          |                   |         |
| with pegs, side entry, high construction                                | <b>CAO 24 L29</b> | 29       | <b>MAO 24 L40</b> | 40      |                   |          |                   |         |
| with pegs, side entry, high construction, without adapter <sup>1)</sup> |                   |          |                   |         | <b>CFO 24 L21</b> | 21       | <b>MFO 24 L32</b> | 32      |
| with pegs, side entry, high construction, without adapter <sup>1)</sup> |                   |          |                   |         | <b>CFO 24 L29</b> | 29       | <b>MFO 24 L40</b> | 40      |
| with pegs, top entry  | <b>CHV 24 L</b>   | 21       |                   |         |                   |          |                   |         |
| with pegs, top entry <sup>2)</sup>                                      |                   |          | <b>MHV 24 L25</b> | 25      |                   |          |                   |         |
| with pegs, top entry  |                   |          | <b>MHV 24 L32</b> | 32      |                   |          |                   |         |
| with pegs, top entry  | <b>CHV 24 L29</b> | 29       | <b>MHV 24 L40</b> | 40      |                   |          |                   |         |
| with pegs, top entry, high construction                                 | <b>CAV 24 L21</b> | 21       | <b>MAV 24 L32</b> | 32      |                   |          |                   |         |
| with pegs, top entry, high construction                                 | <b>CAV 24 L29</b> | 29       | <b>MAV 24 L40</b> | 40      |                   |          |                   |         |
| with pegs, top entry, high construction, without adapter <sup>1)</sup>  |                   |          |                   |         | <b>CFV 24 L21</b> | 21       | <b>MFV 24 L32</b> | 32      |
| with pegs, top entry, high construction, without adapter <sup>1)</sup>  |                   |          |                   |         | <b>CFV 24 L29</b> | 29       | <b>MFV 24 L40</b> | 40      |

<sup>1)</sup> enclosure without adapter, threaded on the body, to be used only with a complete cable gland.

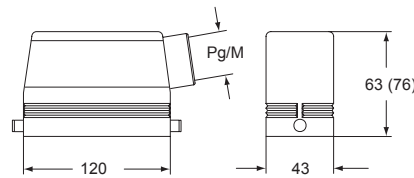
<sup>2)</sup> can only be used with a complete cable gland (to be purchased separately).

IP degrees are according to the type of lever of the counterpart enclosures.

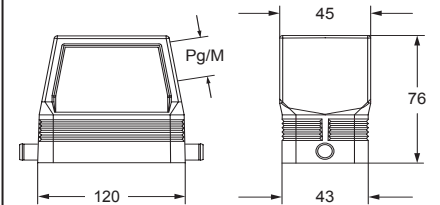
Alternatively, hoods with pegs may be coupled with fixed enclosures:

- C-TYPE, IP65 or IP66/IP69 stainless steel lever, from page 412 to page 422
- CV, IP65 or IP66/IP69 stainless steel lever, page 460 and 461

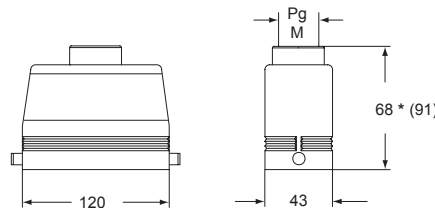
### CHO L (CAO L) and MHO L (MAO L)



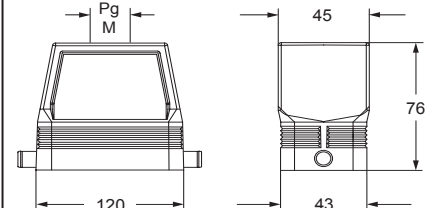
### CFO L and MFO L



### CHV L (CAV L) and MHV L (MAV L)



### CFV L and MFV L



\* 69,5 for Pg 29 - M 40 versions

**CAIUS** Type 4/4X/12

insulating cable gland or fittings without gasket

cable gland with O-Ring gasket