

CH - CA - CF and MH - MA - MF C-TYPE standard version

inserts		page:
CDD	42 poles + ⊕	78
CDS	18 poles + ⊕	-
CDSH	18 poles + ⊕	87
CNE	10 poles + ⊕	111
CSE	10 poles + ⊕	-
CSH	10 poles + ⊕	111
CSH S	10 poles + ⊕	123
CCE	10 poles + ⊕	131
CMSH	3+2 (aux) poles + ⊕	136
CMCE	3+2 (aux) poles + ⊕	137
CSS	10 poles + ⊕	149
CQE	18 poles + ⊕	169
CX	8/24 poles + ⊕	194
MIXO	3 modules	262 - 317

hoods with 2 levers



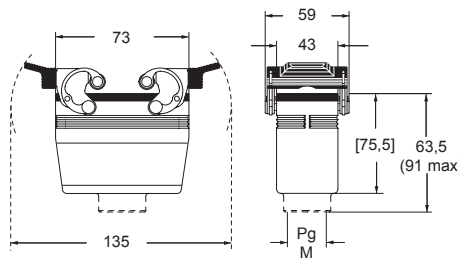
**hoods with 2 levers
M40 cable entry with 20 mm thread length**



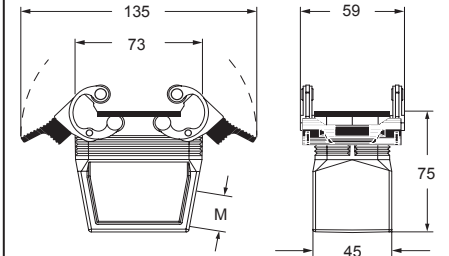
description	part No.	entry Pg	part No	entry M	part No.	entry M
with levers and gasket, side entry, high construction, without adapter 1)					MFO 10 G40	40
with levers and gasket, top entry	CHV 10 G	16	MHV 10 G25	25		
with levers and gasket, top entry, high construction	CAV 10 G	21	MAV 10 G25	25		
with levers and gasket, top entry, high construction	CAV 10 G29	29	MAV 10 G32	32		
with levers and gasket, top entry, high construction, without adapter 1)	CFV 10 G	21	MFV 10 G25	25		
with levers and gasket, top entry, high construction, without adapter 1)	CFV 10 G29	29	MFV 10 G32	32		
with levers and gasket, top entry, high construction, without adapter 1)					MFV 10 G40	40

1) enclosure without adapter, threaded on the body, to be used only with a complete cable gland.

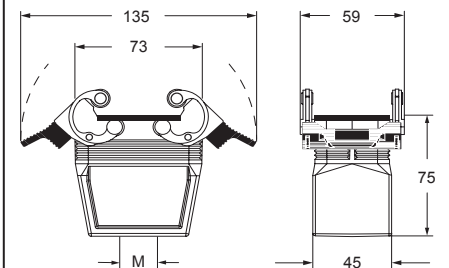
**CHV G (CAV G) and [CFV G],
MHV G (MAV G) and [MFV G]**




MFO 10 G40




MFV 10 G40



CAIUS® Type 4/4X/12

 insulating cable gland or fittings without gasket

 cable gland with O-Ring gasket

C-TYPE