

CH and MH C-TYPE standard version

inserts		page:
CD	50 poles + ⊕	71
CDD	76 poles + ⊕	80
CDA	32 poles + ⊕	102
CSAH	32 poles + ⊕	103
CDC	32 poles + ⊕	106

insert dimensions:
2 x (66 x 16) mm

bulkhead mounting housings with 2 levers or 4 pegs



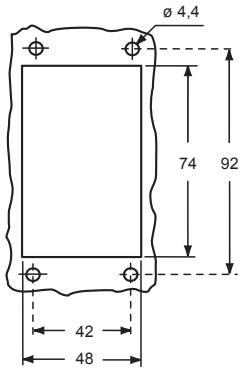
surface mounting housings with 2 levers or 4 pegs



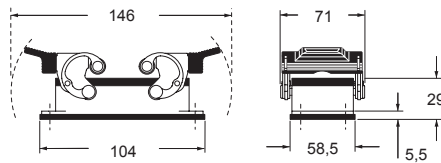
description	part No.	part No.	entry Pg	part No.	entry M
with levers	CHI 50				
with pegs and cover 1)	CHI 50 CS				
with levers		CHP 50.21	21	MHP 50.32	32
with levers		CHP 50.221	21 x 2	MHP 50.232	32 x 2
with levers		CHP 50.29	29	MHP 50.40	40
with levers		CHP 50.229	29 x 2	MHP 50.240	40 x 2
with pegs and cover 1)		CHP 50 CS	21	MHP 50 CS32	32
with pegs and cover 1)		CHP 50 CS2	21 x 2	MHP 50 CS232	32 x 2
with pegs and cover 1)		CHP 50 CS29	29	MHP 50 CS40	40
with pegs and cover 1)		CHP 50 CS229	29 x 2	MHP 50 CS240	40 x 2

1) may be combined with enclosures:
- CHO/CAO 50 X and CAV 50 X
- MHO/MAO/MFO 50 X and MAV/MFV 50 X

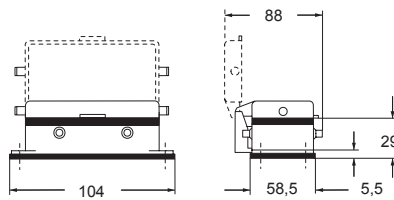
panel cut-out for bulkhead mounting housings



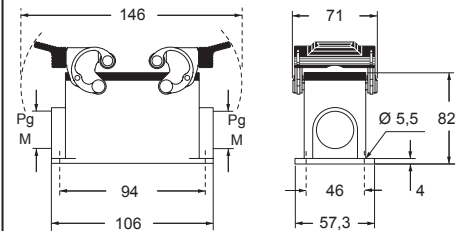
CHI



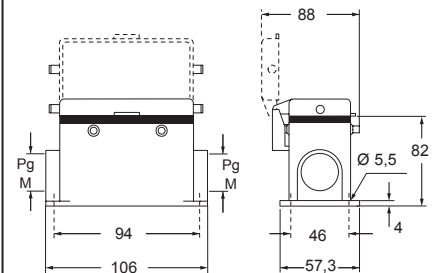
CHI CS



CHP and MHP



CHP CS and MHP CS



IMPORTANT NOTE: The enclosures ensure IP66/IP69 degree of protection (or IP65 for hinged cover versions) when mated and locked with the closing levers. The cover (CS, CP) only ensures mechanical protection, but does not ensure IP65 degree of protection.

CRAUS Type 4/4X/12

insulating cable gland or fittings without gasket

cable gland with O-Ring gasket