

CH C-TYPE standard version

inserts		page:
CD	64 poles + ⊕	72
CDD	108 poles + ⊕	81
CDS	42 poles + ⊕	-
CDSH	42 poles + ⊕	89
CNE	24 poles + ⊕	113
CSE	24 poles + ⊕	-
CSH	24 poles + ⊕	113
CSH S	24 poles + ⊕	125
CCE	24 poles + ⊕	133
CMSH	10+2 (aux) poles + ⊕	140
CMCE	10+2 (aux) poles + ⊕	141
CSS	24 poles + ⊕	151
CT, CTS (10A) *)	64 poles + ⊕	157
CT, CTSE (16A) *)	24 poles + ⊕	163
CQE	46 poles + ⊕	171
CQEE	64 poles + ⊕	177
CX	4/8 and 6/6 poles + ⊕	204 and 206
MIXO	6 modules	262 - 317

*) can be used only in bulkhead mounting housings

bulkhead mounting housings with 2 levers or 4 pegs



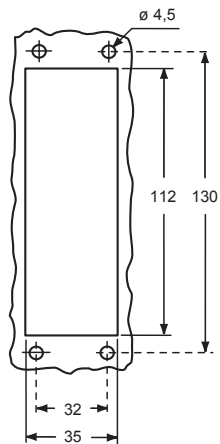
bulkhead mounting housings with single lever



description	part No.	part No.
with one or two levers	CHI 24	CHI 24 L
with pegs 1)	CHI 24 C	
with pegs and aluminum cover 1)	CHI 24 CS	
with pegs and plastic cover 1)	CHI 24 CP	
with lever and aluminum cover		CHI 24 LS

1) may be combined with enclosures:
 - CHO/CAO 24 X and CHV/CAV 24 X
 - MHO/MAO 24 X and MHV/MAV 24 X

panel cut-out for bulkhead mounting housings



IMPORTANT NOTE: The enclosures ensure IP66/IP69 degree of protection (or IP65 for hinged cover versions) when mated and locked with the closing levers. The cover (CS, CP) only ensures mechanical protection, but does not ensure IP65 degree of protection.

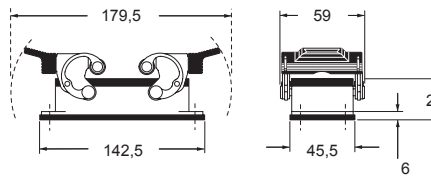
CR CLK
locking device for CLASS locking levers (page 666)



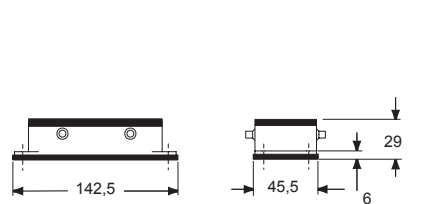
CAUS® Type 4/4X/12
(except enclosures with plastic cover)



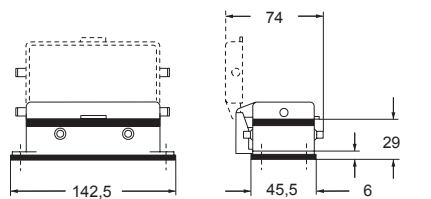
CHI ▲



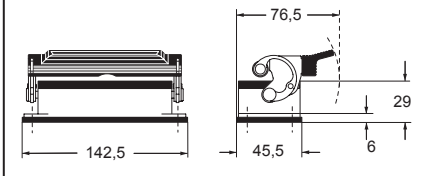
CHI C ▲



CHI CS/CP ●



CHI L ▲



CHI LS ●

