

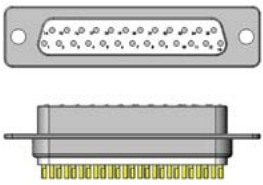



# Panel Interface Connectors

PIC Accessories

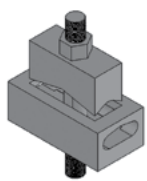


D-Sub Inserts & Shells | Punch & Die Sets | Locking Bar & Padlock | Screw Kits


D-Sub Inserts	Termination Type	# of Pins	Part Number	
			Male	Female
	Solder Cup	9	DB09MSC	DB09FSC
		15	DB15MSC	DB15FSC
		Hi-Density DB15	DDB15MSC	DDB15FSC
		25	DB25MSC	DB25FSC
		37	DB37MSC	DB37FSC
	Crimp Style	9	DB09MCR	DB09FCR
		15	DB15MCR	DB15FCR
		Hi-Density DB15	DDB15MCR	DDB15FCR
		25	DB25MCR	DB25FCR
		37	DB37MCR	DB37FCR
	Crimp Pins	N/A	DBMCP	DBFCP


D-Sub Shells	# of Pins	Cable O.D. Range	Metal	Plastic	Watertight
	9	5-9 mm	DB09-SHELL	DB09-SHELL-PA	N/A
	15	5-9 mm	DB15-SHELL	DB15-SHELL-PA	N/A
	25	6-10 mm	DB25-SHELL	DB25-SHELL-PA	DB25-HOOD-WT
	37	8.5-14.5 mm	DB37-SHELL	DB37-SHELL-PA	DB37-HOOD-WT

Thumb Screws included with shells.

Punch & Die Sets	Hole Style	Dimension	Part Number
	Size 6	35 mm x 52 mm	CHI-06-PUNCH
	Size 10	35 mm x 65 mm	CHI-10-PUNCH
	Size 16	35 mm x 85.5 mm	CHI-16-PUNCH
	Size 24	35 mm x 112.0 mm	CHI-24-PUNCH

These punches are intended to be used with Greenlee hydraulic hand tools. The punch and die set are available for size 6, 10, 16 and 24 openings only. While punching, the drill holes for fastening the connectors are marked by the die with center marks so that they can easily be drilled out afterwards.

Locking Bar and Padlock	Description	Size	Part Number
	The Locking Bar and Padlock come as a kit. The bar is easily slid into the latch on the panel interface connector and the padlock is then attached through the open hole on the other end.	Size 6	D-PIC-LOCK-06
		Size 10	D-PIC-LOCK-10
		Size 24	D-PIC-LOCK-24
		Size 16 & 32	D-PIC-LOCK

Optional Screw Kits	Part Number	Screw Size	Description
	D-PIC-MT	M4	304 Stainless Steel Screw, Plastic Washer, Split Washer, Nut
	D-PIC48-MT	M6	304 Stainless Steel Screw, Plastic Washer, Split Washer, Nut

Panel Interface Connectors

V