

CH C-TYPE standard version

inserts		page:
CDD	42 poles + ⊕	78
CDS	18 poles + ⊕	-
CDSH	18 poles + ⊕	87
CNE	10 poles + ⊕	111
CSE	10 poles + ⊕	-
CSH	10 poles + ⊕	111
CSH S	10 poles + ⊕	123
CCE	10 poles + ⊕	131
CMSH	3+2 (aux) poles + ⊕	136
CMCE	3+2 (aux) poles + ⊕	137
CSS	10 poles + ⊕	149
CT, CTSE (16A) *)	10 poles + ⊕	161
CQE	18 poles + ⊕	169
CX	8/24 poles + ⊕	194
MIXO	3 modules	262 - 317

*) can be used only in bulkhead mounting housings

bulkhead mounting housings with 2 levers or 4 pegs



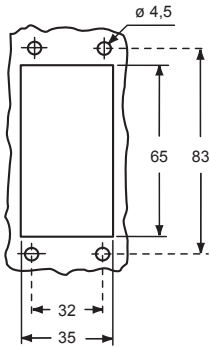
bulkhead mounting housings with single lever



description	part No.	part No.
with one or two levers	CHI 10	CHI 10 L
with pegs 1)	CHI 10 C	
with pegs and aluminum cover 1)	CHI 10 CS	
with pegs and plastic cover 1)	CHI 10 CP	
with lever and cover		CHI 10 LS


1) may be combined with enclosures:
 - CHO/CAO 10 X and CHV/CAV 10 X
 - MHO/MAO 10 X and MHV/MAV 10 X

panel cut-out for bulkhead mounting housings



IMPORTANT NOTE: The enclosures ensure IP66/IP69 degree of protection (or IP65 for hinged cover versions) when mated and locked with the closing levers. The cover (CS, CP) only ensures mechanical protection, but does not ensure IP65 degree of protection.

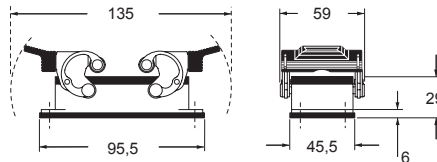
CR CLK
locking device for CLASS locking levers (page 666)



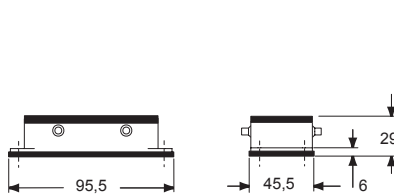
CAUS Type 4/4X/12
(except enclosures with plastic cover)



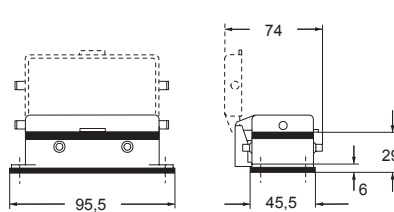
CHI ▲



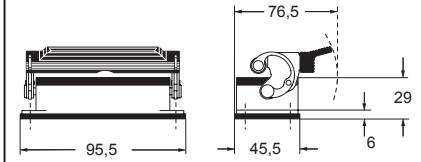
CHI C ▲



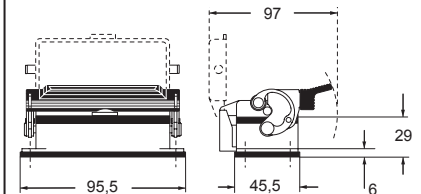
CHI CS/CP ●



CHI L ▲



CHI LS ●



ANGLED VERSION
(page 450)



C-TYPE