

# CH - CA and MH - MA W-TYPE for aggressive environments

inserts		page:
CD	50 poles + ⊕	71
CDD	76 poles + ⊕	80
CDA	32 poles + ⊕	102
CSAH	32 poles + ⊕	103
CDC	32 poles + ⊕	106

insert dimensions:  
2 x (66 x 16) mm

CHCW 50 and CHCW 50 G covers cannot be used together with coding pins. If this application is required, please contact ILME SpA.

## housings and cover

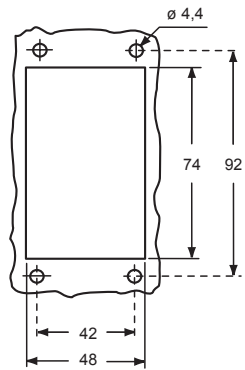


## hoods and cover

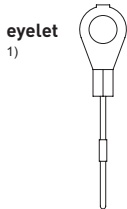


description	part No.	entry Pg	part No.	entry M	part No.	entry Pg	part No.	entry M
bulkhead mounting housings with levers and gasket	<b>CHIW 50</b>	--						
surface mounting housing, with levers	<b>CHPW 50.21</b>	21	<b>MHPW 50.32</b>	32				
surface mounting housing, with levers	<b>CHPW 50.229</b>	29 x 2	<b>MHPW 50.240</b>	40 x 2				
cover with 4 pegs (for housings with 2 levers) <sup>1)</sup>	<b>CHCW 50</b>							
enclosure with 4 pegs, side entry					<b>CHOW 50</b>	21	<b>MHOW 50.25</b>	25
enclosure with 4 pegs, side entry							<b>MHOW 50.32</b>	32
enclosure with 4 pegs, side entry, high construction					<b>CAOW 50.29</b>	29	<b>MAOW 50.32</b>	32
enclosure with 4 pegs, top entry, high construction					<b>CAVW 50.29</b>	29	<b>MAVW 50.32</b>	32
cover with 2 levers (for enclosures with 4 pegs) <sup>2)</sup>					<b>CHCW 50 G</b>			

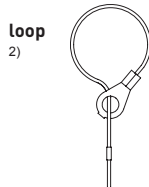
panel cut-out for bulkhead mounting housings



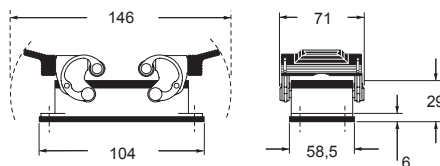
For fixing on housings



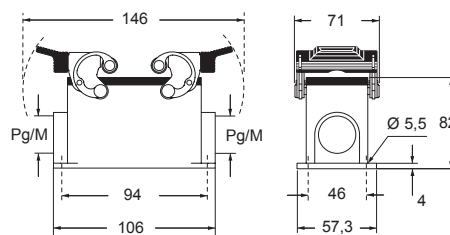
For fixing on hoods



### CHIW



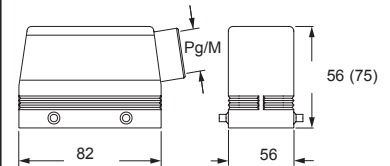
### CHPW and MHPW



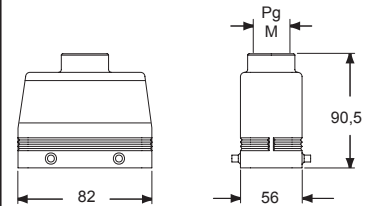
### CHCW



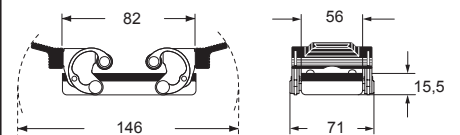
### CHOW (CAOW) and MHOW (MAOW)



### CAVW and MAVW



### CHCW G



**CRUS** Type 4/4X/12

insulating cable gland or fittings without gasket

cable gland with O-Ring gasket