

CH - CA and MA W-TYPE for aggressive environments

inserts		page:
CDD	24 poles + ⊕	76
CDS	9 poles + ⊕	-
CDSH	9 poles + ⊕	86
CDSH NC	6 poles + ⊕	95
CNE	6 poles + ⊕	110
CSE	6 poles + ⊕	-
CSH	6 poles + ⊕	110
CSH S	6 poles + ⊕	122
CCE	6 poles + ⊕	130
CSS	6 poles + ⊕	148
CT, CTSE (16A *)	6 poles + ⊕	160
CQE	10 poles + ⊕	168
MIXO	2 modules	262 - 317

*) only for enclosure CHIW 06 L

housings and cover

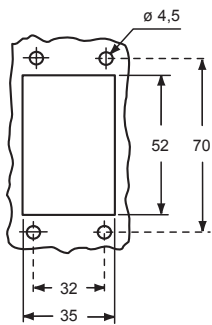


hoods and cover

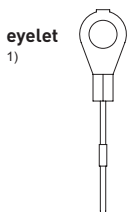


description	part No.	entry Pg	part No.	entry M	part No.	entry Pg	part No.	entry M
bulkhead mounting housing with lever and gasket	CHIW 06 L	--						
surface mounting housing, with lever, high construction	CAPW 06 L	21	MAPW 06 L32	32				
cover with pegs (for 1 lever enclosures) ¹⁾	CHCW 06 L							
enclosure with pegs, side entry, high construction					CAOW 06 L21	21	MAOW 06 L32	32
enclosure with pegs, top entry, high construction					CAVW 06 L21	21	MAVW 06 L32	32
cover with lever (for enclosures with pegs) ²⁾					CHCW 06 LG			
enclosure with lever and gasket, side entry, high construction					CAVW 06 LG	21	MAVW 06 LG32	32

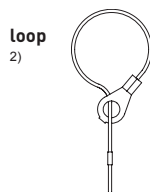
panel cut-out for bulkhead mounting housings



For fixing on housings



For fixing on hoods



CAVUS Type 4/4X/12

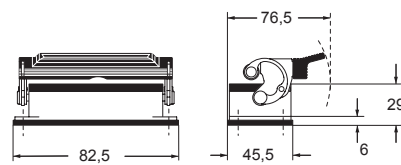


insulating cable gland or fittings without gasket

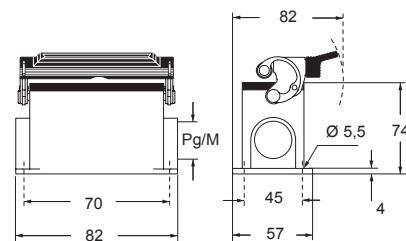


cable gland with O-Ring gasket

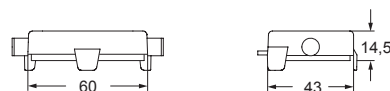
CHIW L



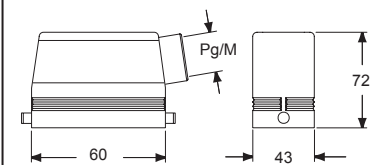
CAPW L and MAPW L



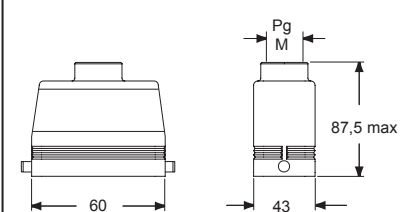
CHCW L



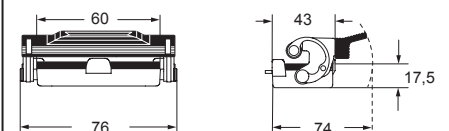
CAOW L and MAOW L



CAVW L and MAVW L



CHCW LG



CAVW LG and MAVW LG

