

# CH - CA - CF and MA - MF EMC version for electromagnetic compatibility

inserts		page:
CDD	24 poles + ⊕	76
CDS	9 poles + ⊕	-
CDSH	9 poles + ⊕	86
CDSH NC	6 poles + ⊕	95
CNE	6 poles + ⊕	110
CSE	6 poles + ⊕	-
CSH	6 poles + ⊕	110
CSH S	6 poles + ⊕	122
CCE	6 poles + ⊕	130
CSS	6 poles + ⊕	148
CT, CTSE (16A) *	6 poles + ⊕	160
CQE	10 poles + ⊕	168
MIXO	2 modules	262 - 317

\*) only for enclosure CHIS 06 L

## housings and cover



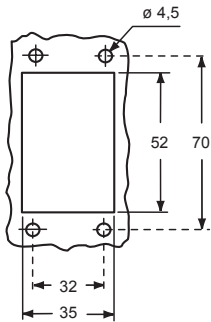
## hoods and cover



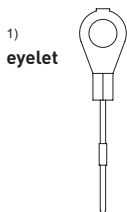
description	part No.	entry Pg	part No	entry M	part No.	entry Pg	part No.	entry M
bulkhead mounting housing with lever and gasket	<b>CHIS 06 L</b>	--						
surface mounting housing, with lever, high construction	<b>CAPS 06 L</b>	21	<b>MAPS 06 L32</b>	32				
cover with pegs (for 1 lever enclosures) <sup>1)</sup>	<b>CHCS 06 L</b>							
enclosure with pegs, side entry, high construction, without adaptor <sup>3)</sup>					<b>CFOS 06 L21</b>	21	<b>MFOS 06 L32</b>	32
enclosure with pegs, top entry, high construction, without adaptor <sup>3)</sup>					<b>CFVS 06 L21</b>	21	<b>MFVS 06 L32</b>	32
cover with lever (for enclosures with pegs) <sup>2)</sup>					<b>CHCS 06 LG</b>			

<sup>3)</sup> enclosure without adapter, threaded on the enclosure body, to be used only with a complete cable gland.

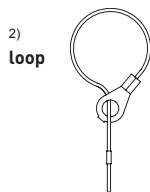
panel cut-out for bulkhead mounting housings



For fixing on housings



For fixing on hoods



**CAUS** Type 4/4X/12

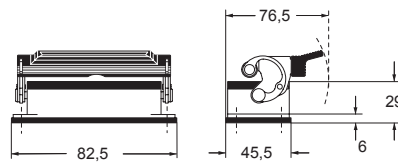


insulating cable gland or fittings without gasket

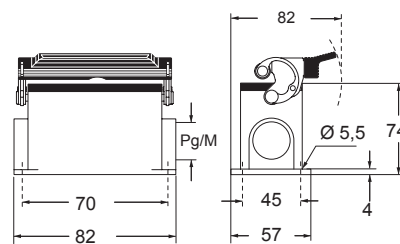


cable gland with O-Ring gasket

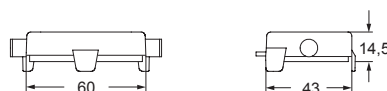
### CHIS L



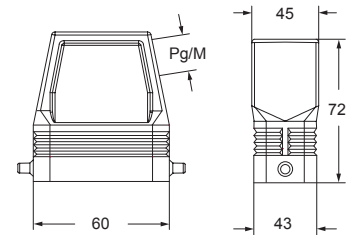
### CAPS L and MAPS L



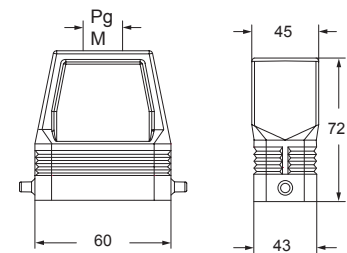
### CHCS L



### CFOS L and MFOS L



### CFVS L and MFVS L



### CHCS LG

