

# CDC 10 poles + ⊕ 16A - 250V

enclosures: size "49.16"	page:
IL-BRID	374 - 377, 382
CZ7 IP67, single lever	384
W-TYPE for aggressive environments	519
E-Xtreme® corrosion proof	540
EMC	576

panel supports: COB + adaptor	page: 652 - 654
----------------------------------	--------------------

## inserts, crimp connections



## 16A crimp contacts standard or for advanced opening silver and gold plated



STANDARD

ADVANCED OPENING

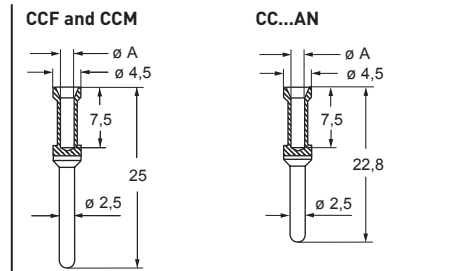
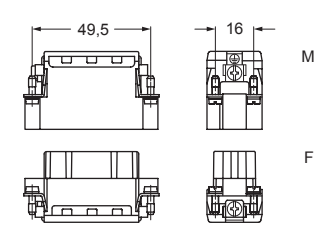
description	part No.	part No.
without contacts (to be ordered separately)		
female inserts for female contacts	<b>CDCF 10</b>	
male inserts for male contacts	<b>CDCM 10</b>	
16A female contacts		
0,14-0,37 mm <sup>2</sup> AWG 26-22 one groove		<b>CCFA 0.3</b>
0,5 mm <sup>2</sup> AWG 20 with no grooves		<b>CCFA 0.5</b>
0,75 mm <sup>2</sup> AWG 18 one groove (back side)		<b>CCFA 0.7</b>
1 mm <sup>2</sup> AWG 18 one groove		<b>CCFA 1.0</b>
1,5 mm <sup>2</sup> AWG 16 two grooves		<b>CCFA 1.5</b>
2,5 mm <sup>2</sup> AWG 14 three grooves		<b>CCFA 2.5</b>
3 mm <sup>2</sup> AWG 12 one wide groove		<b>CCFA 3.0</b>
4 mm <sup>2</sup> AWG 12 with no grooves		<b>CCFA 4.0</b>
16A male contacts		
0,14-0,37 mm <sup>2</sup> AWG 26-22 one groove		<b>CCMA 0.3</b>
0,5 mm <sup>2</sup> AWG 20 with no grooves		<b>CCMA 0.5</b>
0,75 mm <sup>2</sup> AWG 18 one groove (back side)		<b>CCMA 0.7</b>
1 mm <sup>2</sup> AWG 18 one groove		<b>CCMA 1.0</b>
1,5 mm <sup>2</sup> AWG 16t wo grooves		<b>CCMA 1.5</b>
2,5 mm <sup>2</sup> AWG 14 three grooves		<b>CCMA 2.5</b>
3 mm <sup>2</sup> AWG 12 one wide groove		<b>CCMA 3.0</b>
4 mm <sup>2</sup> AWG 12 with no grooves		<b>CCMA 4.0</b>
16A male crimp contacts for advanced opening		
0,5 mm <sup>2</sup> AWG 20 with no grooves		<b>CC 0.5 AN</b>
0,75 mm <sup>2</sup> AWG 18 one groove (back side)		<b>CC 0.7 AN</b>
1 mm <sup>2</sup> AWG 18 one groove		<b>CC 1.0 AN</b>
1,5 mm <sup>2</sup> AWG 16 two grooves		<b>CC 1.5 AN</b>
2,5 mm <sup>2</sup> AWG 14 three grooves		<b>CC 2.5 AN</b>

silver plated

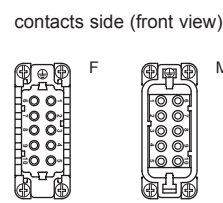
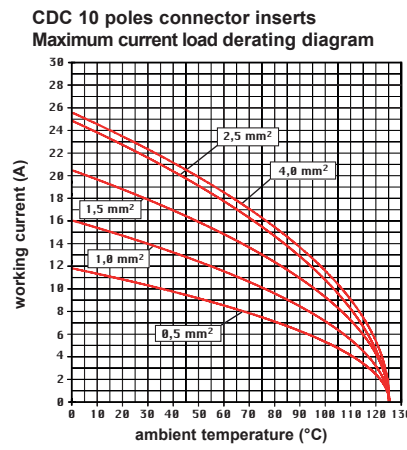
gold plated+

\* for basic or high thickness gold plating, please refer to page 675

- characteristics according to EN 61984:  
**16A 250V 4kV 3**  
**16A 230/400V 4kV 2**
- cULus (UL for USA and Canada),
- certified
- rated voltage according to UL/CSA: 600V
- insulation resistance: ≥ 10 GΩ
- ambient temperature limit: -40 °C ... +125 °C
- made of self-extinguishing thermoplastic resin UL 94V-0
- mechanical life: ≥ 500 cycles
- contact resistance: ≤ 1 mΩ
- according to recommendations EUROMAP N° 16
- for max. current load see the connector inserts derating diagram below; for more information see page 28



CCF, CCM and CC...AN contacts		
conductor section mm <sup>2</sup>	conductor slot ø A (mm)	conductors stripping length (mm)
0,14-0,37	0,9	7,5
0,5	1,1	7,5
0,75	1,3	7,5
1,0	1,45	7,5
1,5	1,8	7,5
2,5	2,2	7,5
3	2,55	7,5
4	2,85	7,5



- it is recommended to crimp the contacts with crimping tools homologated by ILME (please see the crimping tool section 16A contacts, CCF, CCM and CC...AN series on pages 708 - 741)