

# CH - CA and MA W-TYPE for aggressive environments

| inserts          |                     | page:     |
|------------------|---------------------|-----------|
| CDD              | 42 poles + ⊕        | 78        |
| CDS              | 18 poles + ⊕        | -         |
| CDSH             | 18 poles + ⊕        | 87        |
| CNE              | 10 poles + ⊕        | 111       |
| CSE              | 10 poles + ⊕        | -         |
| CSH              | 10 poles + ⊕        | 111       |
| CSH S            | 10 poles + ⊕        | 123       |
| CCE              | 10 poles + ⊕        | 131       |
| CMSH             | 3+2 (aux) poles + ⊕ | 136       |
| CMCE             | 3+2 (aux) poles + ⊕ | 137       |
| CSS              | 10 poles + ⊕        | 149       |
| CT, CTSE (16A) * | 10 poles + ⊕        | 161       |
| CQE              | 18 poles + ⊕        | 169       |
| CX               | 8/24 poles + ⊕      | 194       |
| MIXO             | 3 modules           | 262 - 317 |

\*) only for enclosure CHIW 10

## housings and cover

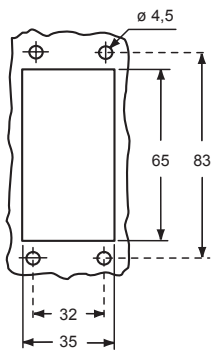


## hoods and cover

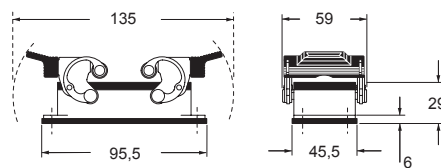


| description  | part No.          | entry Pg | part No           | entry M | part No.          | entry Pg | part No.           | entry M |
|--|-------------------|----------|-------------------|---------|-------------------|----------|--------------------|---------|
| bulkhead mounting housing with levers and gasket               | <b>CHIW 10</b>    | --       |                   |         |                   |          |                    |         |
| surface mounting housing, with levers, high construction       | <b>CAPW 10.21</b> | 21       | <b>MAPW 10.32</b> | 32      |                   |          |                    |         |
| cover with 4 pegs (for enclosures with 2 levers) <sup>1)</sup> | <b>CHCW 10</b>    |          |                   |         |                   |          |                    |         |
| enclosure with pegs, side entry, high construction             |                   |          |                   |         | <b>CAOW 10.21</b> | 21       | <b>MAOW 10.32</b>  | 32      |
| enclosure with pegs, top entry, high construction              |                   |          |                   |         | <b>CAVW 10.21</b> | 21       | <b>MAVW 10.32</b>  | 32      |
| cover with 2 levers (for enclosures with 4 pegs) <sup>2)</sup> |                   |          |                   |         | <b>CHCW 10 G</b>  |          |                    |         |
| enclosure with levers and gasket, top entry, high construction |                   |          |                   |         | <b>CAVW 10 G</b>  | 21       | <b>MAVW 10 G32</b> | 32      |

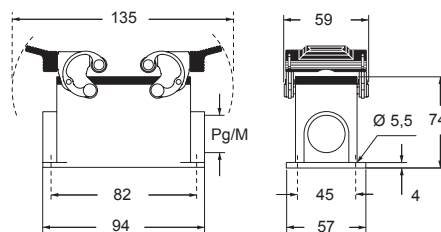
panel cut-out for bulkhead mounting housings



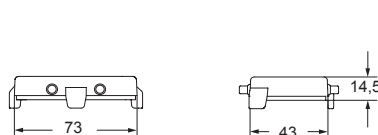
### CHIW



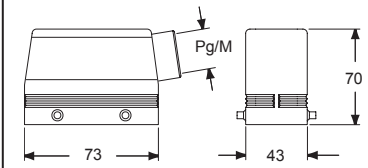
### CAPW and MAPW



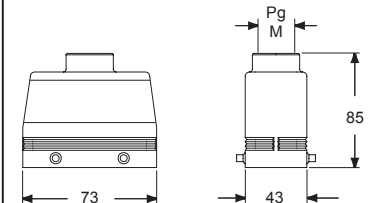
### CHCW



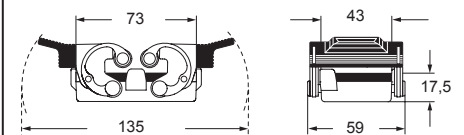
### CAOW and MAOW



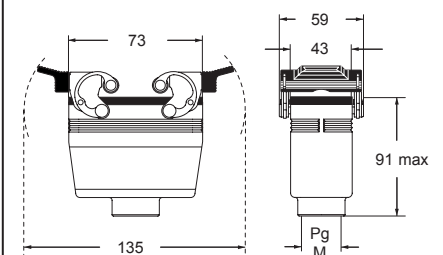
### CAVW and MAVW



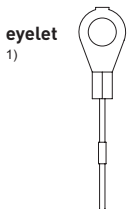
### CHCW G



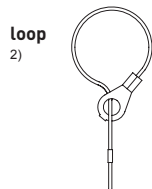
### CAVW G and MAVW G



For fixing on housings



For fixing on hoods



**CAVUS**® Type 4/4X/12



insulating cable gland or fittings without gasket



cable gland with O-Ring gasket

W-TYPE