

ProControl™ Products & Services Guide Proportional Flow Solutions



ACCESS ONLINE CATALOG

Obtain 3D CAD Download, CAD Viewer,
2D Dimensional Drawings, Product Images,
DataSheet PDFs, Product Accessories



May We Help You? The ProControl™ Way

Proportional Control Solenoid Valves can be an excellent addition to any device or equipment, offering flexibility, precise flow control, and economy not available from ON/OFF solenoid valve systems. Finalizing your proportional control valve can be rather complex, particularly in critical or precision applications. A number of factors and conditions should be captured early in the specifying and testing process.

Our application specialists can guide you quickly to the best proportional control solution. Here's how:

STEP 1: DISCOVERY. We'll listen and learn your application parameters and expectations on valve performance. We'll suggest a product to test.

STEP 2: EVALUATE. Specialist remains available through valve testing, and can assist with set up issues and questions on proper valve assessment.

STEP 3: FINALIZE. Compressible fluid includes variables and initial testing may or may not require optimization. Your specialist knows what can be done and how to adjust valve performance.

BOTTOM LINE: Humphrey can help. Reach out to our specialists and streamline your understanding and use of proportional valve control ... **The ProControl™ Way**

CONTACT PROCONTROL™ APPLICATION SPECIALISTS:

Toll Free 1.844.447.9009

procontrolway@humphrey-products.com



Humphrey

ProControl™ Series

Proportional Flow Solutions

All ProControl™ valves feature low hysteresis, excellent repeatability, high turndown ratios for better resolution, fast response times, tight sealing and design flexibility. Our standard valves are calibrated for specific lift-off points and peak flows for optimal performance and repeatability valve to valve. Each valve may be tailored to your particular requirement.

MINIATURE – New 2-port **PV3** and **PV10** Series; 10-32 UNF ports; Select from standard* pressure calibration settings of 25, 50, 75 and 100 PSI.

SMALL – Rugged 2-port **PC30** Series; 1/4 PIPE ports; Select from standard* pressure calibration settings of 25, 50 and 100 PSI.

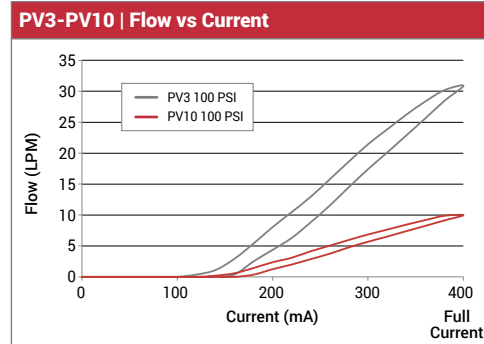
HIGH FLOW, SERVOID SERIES – Features perfected cartridge style, flat spring armature, achieving unmatched precise control to high flows. Long history of reliability in hospital critical care patient ventilation systems. Even greater flows and valve stability accomplished with Balanced Servoid.

*Contact a ProControl™ specialist for custom pressures.

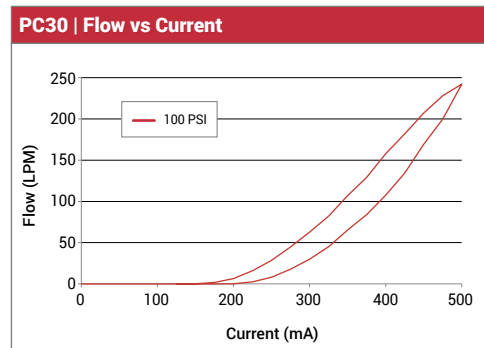


PV3

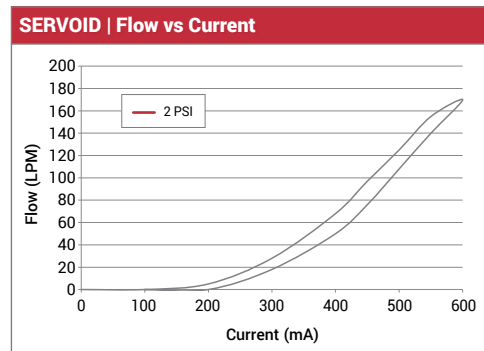
PV10



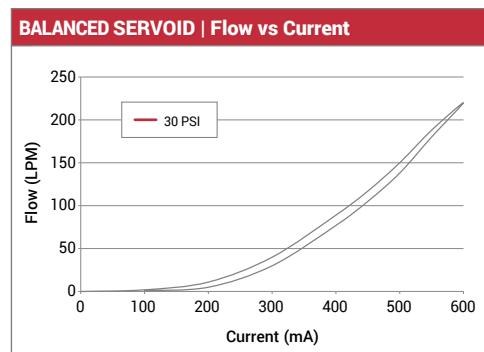
PC30



Servoid



Balanced Servoid



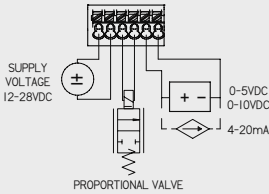
SPECIFICATIONS	PV3	PV10	PC30	SERVOID	BALANCED SERVOID
MEDIA	Air, Inert Gas				
SIZE (H X DIA)	1.62 x 0.88		3.27 x 1.82	3.0 x 2.63	5.03 x 2.0
MAX FLOW CAPACITY (SLPM)	30	75	225	Low Flow: 170 High Flow: 200	200
MAX CURRENT (MA)	12V: 200 24V: 100	12V: 400 24V: 200	10V: 525 20V: 285	600	
MAX POWER CONSUMPTION (WATTS)	2.4	4.8	8.3	15.0	8.0
MAX PRESSURE SETTING (PSI)	100			Low Flow: 2 High Flow: 30	11

Standard valves may be custom configured to your application. Consult factory.

ProControl™ Series PCD Proportional Valve Driver



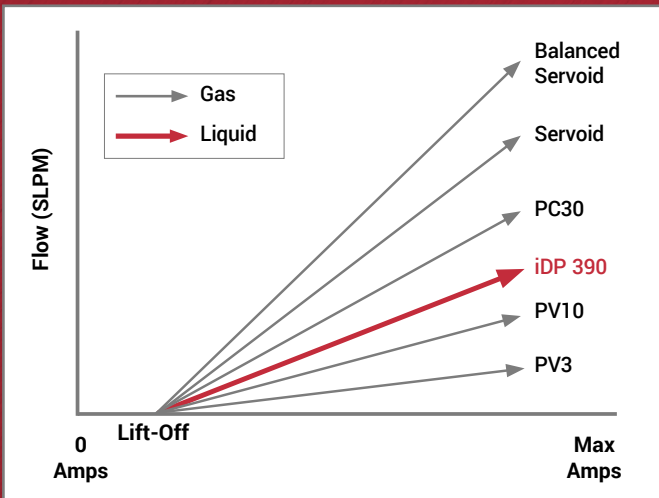
CONNECTION DIAGRAM



Conveniently produces appropriate electrical control to drive any proportional valve of 1 amp or less via PWM or constant current. For such control the PCD can receive a signal from various data acquisition sources or manually via navigation buttons.

- LCD screen
- Push-button wire connection
- User friendly with a range of both input and output options.
- Easy transition from manual mode to DAQ controlled.
- Simple design with no jumpers or pots to adjust.
- Instructions included.

ProControl™ Series Valve Products – Range



ProControl™ Series Proportional iDP

Variable flow control via corresponding solenoid input current, for control of aggressive liquid and gas media.

Media includes hazardous chemicals and cleaners.



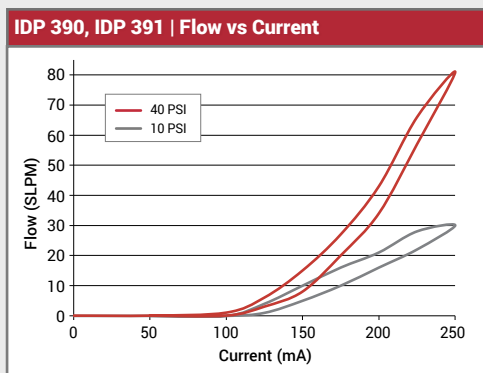
390



391

SPECIFICATIONS	IDP 390, IDP 391
MEDIA	Aggressive Liquids (Gases)
SIZE (H X D X W)	2.8 x 1.2 x 1.5
MAX FLOW CAPACITY (SLPM)	80 (Air); 1.5 (Water)
MAX CURRENT (mA)	250
MAX POWER CONSUMPTION (WATTS)	8.3
MAX PRESSURE SETTING (PSI)	40

Standard valves may be custom configured to your needs. Consult factory.



HUMPHREY-PRODUCTS.COM

A privately owned US company since 1901.

© 2021 Humphrey Products Company

Printed in U.S.A.

PCWAY21A

Humphrey Products Company

5070 East N Avenue

Kalamazoo, MI 49048 USA

E: procontrolway@humphrey-products.com

P: 1.844.447.9009

Certified: ISO 9001:2015

Humphrey