



### ■ Features

- SIP8 package with industry standard pinout
- 2:1 wide input range
- Operating temperature range -40 ~ +90°C
- No minimum load required
- Comply to BS EN/EN55032 radiated Class A without additional components
- High efficiency up to 85%
- Protections: Short circuit (Continuous) / Overload
- 1.5KVDC I/O isolation
- Remote ON/OFF control
- 3 years warranty

### ■ Applications

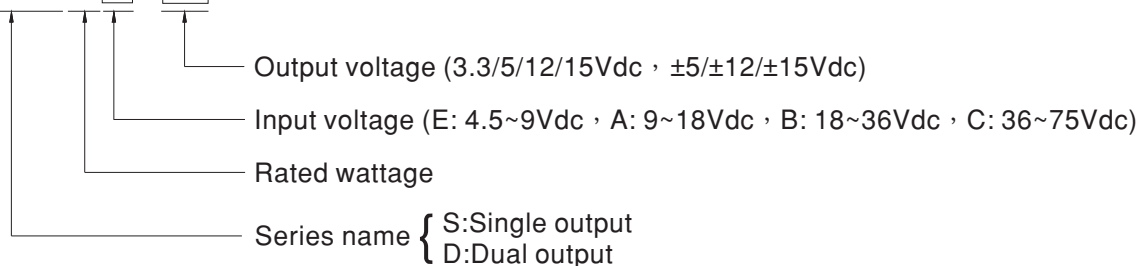
- Telecom/datacom system
- Wireless network
- Industrial control facility
- Instrument
- Analyzer
- Detector
- Data switch

### ■ Description

SPAN02 and DPAN02 series are 2W isolated and regulated module type DC-DC converter with SIP8 package. It features international standard pins, a high efficiency up to 85%, wide working temperature range -40~+90°C, 1.5KVDC I/P-O/P isolation voltage, compliance to BS EN/EN55032 radiated class A without additional components, overload and continuous-mode short circuit protection, etc. The models account for different input voltage 4.5~9V, 9~18V, 18~36V and 36~75V 2:1 wide input range, and various output voltage, 3.3V/5V/12V/15V for single output and ±5V/±12V/±15V for dual outputs, which are suitable for all kinds of systems, Such as industrial control, telecommunication field, distributed power architecture, and so on.

### ■ Model Encoding

**S** **PAN02E** - **12**





# 2W SIP Package DC-DC Regulated Converter **SPAN02 & DPAN02** series

MODEL SELECTION TABLE							
ORDER NO.	INPUT			OUTPUT		EFFICIENCY (TYP.)	CAPACITOR LOAD (MAX.)
	INPUT VOLTAGE (RANGE)	INPUT CURRENT		OUTPUT VOLTAGE	OUTPUT CURRENT		
		NO LOAD	FULL LOAD				
SPAN02E-03	5V (4.5 ~ 9V)	60mA	452mA	3.3V	0 ~ 500mA	74%	500μF
SPAN02E-05		60mA	526mA	5V	0 ~ 400mA	78%	400μF
SPAN02E-12		60mA	501mA	12V	0 ~ 167mA	80%	167μF
SPAN02E-15		65mA	503mA	15V	0 ~ 134mA	80%	134μF
DPAN02E-05		60mA	519mA	±5V	±0 ~ 200mA	78%	*200μF
DPAN02E-12		60mA	504mA	±12V	±0 ~ 83mA	80%	*83μF
DPAN02E-15		60mA	503mA	±15V	±0 ~ 67mA	80%	*67μF
SPAN02A-03	12V (9 ~ 18V)	30mA	181mA	3.3V	0 ~ 500mA	76%	500μF
SPAN02A-05		32mA	211mA	5V	0 ~ 400mA	80%	400μF
SPAN02A-12		32mA	204mA	12V	0 ~ 167mA	83%	167μF
SPAN02A-15		32mA	202mA	15V	0 ~ 134mA	84%	134μF
DPAN02A-05		31mA	211mA	±5V	±0 ~ 200mA	79%	*200μF
DPAN02A-12		31mA	202mA	±12V	±0 ~ 83mA	82%	*83μF
DPAN02A-15		31mA	202mA	±15V	±0 ~ 67mA	83%	*67μF
SPAN02B-03	24V (18 ~ 36V)	18mA	90mA	3.3V	0 ~ 500mA	76%	500μF
SPAN02B-05		19mA	105mA	5V	0 ~ 400mA	79%	400μF
SPAN02B-12		19mA	102mA	12V	0 ~ 167mA	82%	167μF
SPAN02B-15		19mA	101mA	15V	0 ~ 134mA	83%	134μF
DPAN02B-05		18mA	105mA	±5V	±0 ~ 200mA	79%	*200μF
DPAN02B-12		19mA	102mA	±12V	±0 ~ 83mA	81%	*83μF
DPAN02B-15		19mA	100mA	±15V	±0 ~ 67mA	85%	*67μF
SPAN02C-03	48V (36 ~ 75V)	9mA	46mA	3.3V	0 ~ 500mA	75%	500μF
SPAN02C-05		9mA	53mA	5V	0 ~ 400mA	80%	400μF
SPAN02C-12		9mA	51mA	12V	0 ~ 167mA	82%	167μF
SPAN02C-15		9mA	50mA	15V	0 ~ 134mA	83%	134μF
DPAN02C-05		12mA	53mA	±5V	±0 ~ 200mA	78%	*200μF
DPAN02C-12		12mA	51mA	±12V	±0 ~ 83mA	82%	*83μF
DPAN02C-15		9mA	50mA	±15V	±0 ~ 67mA	84%	*67μF

\* For each output

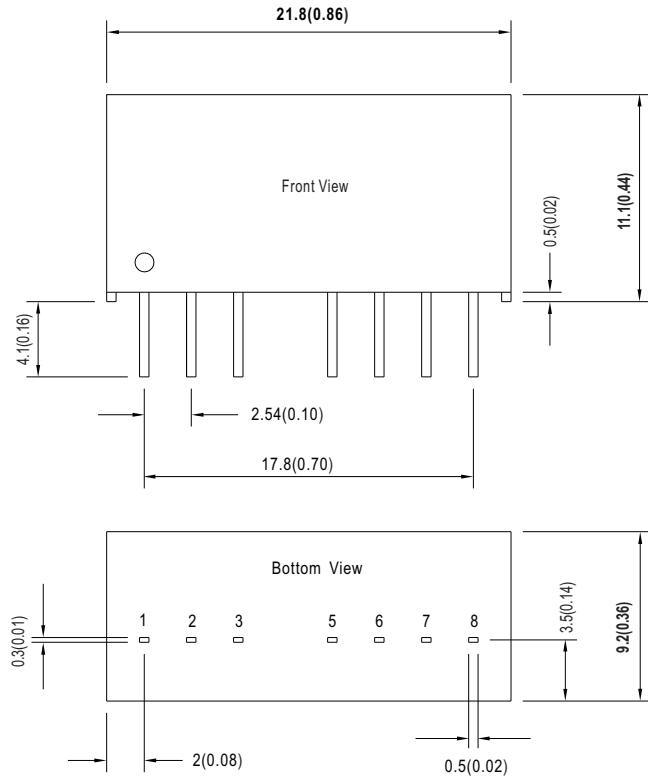


# 2W SIP Package DC-DC Regulated Converter **SPAN02 & DPAN02** series

SPECIFICATION				
INPUT	VOLTAGE RANGE	E: 4.5~9Vdc , A: 9~18Vdc , B: 18~36Vdc , C: 36~75Vdc		
	SURGE VOLTAGE (100ms max.)	5Vin models : 15Vdc ; 12Vin models : 25Vdc ; 24Vin models : 50Vdc ; 48Vin models : 100Vdc		
	FILTER	Internal capacitor		
	PROTECTION	Fuse recommended. 5Vin models: 1000mA Slow-Blow Type, 12Vin models: 500mA Slow-Blow Type, 24V and 48Vin models: 250mA Slow-Blow Type		
	INTERNAL POWER DISSIPATION	500mW		
OUTPUT	VOLTAGE ACCURACY	± 1.5%		
	RATED POWER	2W		
	RIPPLE & NOISE <small>Note.2</small>	75mVp-p		
	LINE REGULATION <small>Note.3</small>	± 0.5%		
	LOAD REGULATION <small>Note.4</small>	Single output models: ± 0.5%, Dual output models: ± 1%		
	SWITCHING FREQUENCY (Typ.)	100KHz		
PROTECTION	SHORT CIRCUIT	Protection type : Continuous, automatic recovery		
	OVERLOAD	Protection type : Recovers automatically after fault condition is removed		
	UNDER VOLTAGE LOCKOUT	Start-up voltage	5Vin : 4.2Vdc ; 12Vin : 7.3Vdc ; 24Vin : 15.5Vdc ; 48Vin : 31Vdc	
Shutdown voltage		5Vin : 3Vdc ; 12Vin : 5.8Vdc ; 24Vin : 12Vdc ; 48Vin : 24Vdc		
FUNCTION	REMOTE CONTROL	Power ON: R.C. ~ -Vin < 0.8Vdc or open circuit; Power OFF: R.C. ~ -Vin > 4 ~ 15Vdc		
ENVIRONMENT	COOLING	Free-air convection		
	WORKING TEMP.	-40 ~ +90°C (Refer to "Derating Curve")		
	CASE TEMPERATURE	+100°C max.		
	WORKING HUMIDITY	20% ~ 90% RH non-condensing		
	STORAGE TEMP., HUMIDITY	-55 ~ +125°C, 10 ~ 95% RH non-condensing		
	TEMP. COEFFICIENT	0.03% / °C (0 ~ 85°C)		
	SOLDERING TEMPERATURE	1.5mm from case of 1 ~ 3sec./260°C max.		
	VIBRATION	10 ~ 500Hz, 2G 10min./1cycle, period for 60min. each along X, Y, Z axes		
SAFETY & EMC (Note.5)	SAFETY STANDARDS	EAC TP TC 020/2011 (EAC TP TC 004 for 48Vin type only) approved		
	WITHSTAND VOLTAGE	I/P-O/P:1.5KVDC		
	ISOLATION RESISTANCE	I/P-O/P:100M Ohms / 500VDC / 25°C / 70% RH		
	ISOLATION CAPACITANCE (Typ.)	10pF		
	EMC EMISSION	Parameter	Standard	Test Level / Note
		Conducted	BS EN/EN55032(CISPR32)	N/A
		Radiated	BS EN/EN55032(CISPR32)	Class A
	EMC IMMUNITY	Parameter	Standard	Test Level / Note
		ESD	BS EN/EN61000-4-2	Level 2, ±8KV air, ±4KV contact
		Radiated Susceptibility	BS EN/EN61000-4-3	Level 2, 3V/m
		EFT/Burest	BS EN/EN61000-4-4	Level 1, 0.5KV
		Surge	BS EN/EN61000-4-5	Level 1, 0.5KV Line-Line
		Conducted	BS EN/EN61000-4-6	Level 2, 3V(e.m.f.)
Magnetic Field		BS EN/EN61000-4-8	Level 2, 3A/m	
OTHERS	MTBF	2500Khrs MIL-HDBK-217F(25°C)		
	DIMENSION (L*W*H)	21.8*9.2*11.1mm (0.86*0.36*0.44 inch)		
	CASE MATERIAL	Non-Conductive black plastic (UL 94V-0 rated)		
	PACKING	4.8g		
NOTE	<p>1.All parameters are specified at normal input(E:5Vdc, A:12Vdc, B:24Vdc, C:48Vdc), rated load, 25°C 70% RH ambient.</p> <p>2.Ripple &amp; noise are measured at 20MHz by using a 12" twisted pair terminated with a 0.1µf &amp; 47µf capacitor.</p> <p>3.Line regulation is measured from low line to high line at rated load.</p> <p>4.Load regulation is measured from 10% to 100% rated load.</p> <p>5.The final equipment must be re-confirm that it still meet EMC directives. For guidance on how to perform these EMC tests, please refer to "EMI testing of component power supplies."(as available on <a href="http://www.meanwell.com">http://www.meanwell.com</a>)</p> <p>※ Product Liability Disclaimer : For detailed information, please refer to <a href="https://www.meanwell.com/serviceDisclaimer.aspx">https://www.meanwell.com/serviceDisclaimer.aspx</a></p>			

## ■ Mechanical Specification

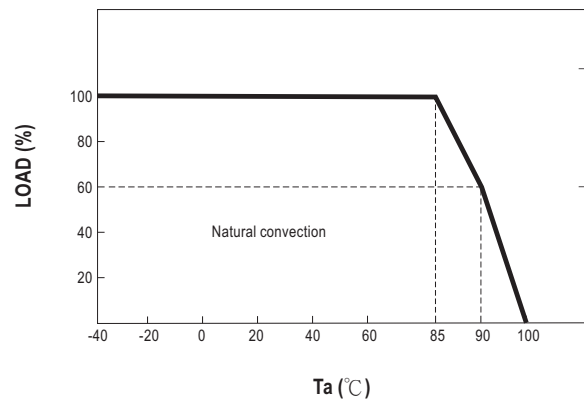
- All dimensions in mm(inch)
- Tolerance:  $x.x \pm 0.5\text{mm}$  ( $x.xx \pm 0.02''$ )
- Pin pitch tolerance:  $\pm 0.05\text{mm}$  ( $\pm 0.002''$ )



## ■ Plug Assignment

Pin No.	Pin-Out	
	SPAN02 (Single output)	DPAN02 (Dual output)
1	-Vin	-Vin
2	+Vin	+Vin
3	R.C.	R.C.
5	N.C.	N.C.
6	+Vout	+Vout
7	-Vout	Common
8	N.C.	-Vout

## ■ Derating Curve



## ■ Installation Manual

Please refer to : <http://www.meanwell.com/manual.html>