




# 1W SIP Package DC-DC Regulated Converter **SPRN01 & DPRN01** series



## ■ Features

- SIP6 package with industry standard pinout
- Operating temperature range -40 ~ +90°C
- Comply to BS EN/EN55032 radiated Class B without additional components
- Protection: Short circuit
- 1.5KVDC I/O isolation
- Low cost
- 3 years warranty

## ■ Applications

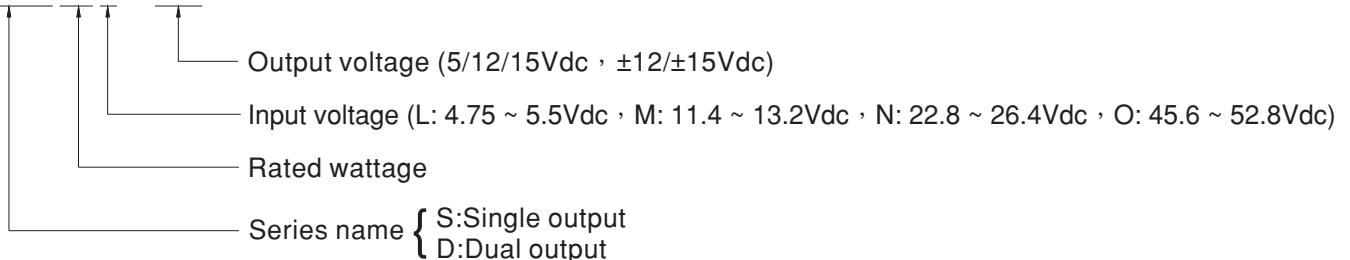
- Telecom/datacom system
- Wireless network
- Industrial control facility
- Instrument
- Analyzer
- Detector
- Data switch

## ■ Description

SPRN01 and DPRN01 series are 1W isolated and regulated module type DC-DC converter with SIP6 package. It features international standard pins, wide working temperature range -40~+90°C, 1.5KVDC I/P-O/P isolation voltage, compliance to BS EN/EN55032 radiated Class B without additional components, short circuit protection, etc. The models account for different input voltage 5V/12V/24V/48V -5~+10%, and various output voltage, 5V/12V/15V for single output and ±12V/±15V for dual outputs, which are suitable for all kinds of systems, such as industrial control, telecommunication field, distributed power architecture, and so on.

## ■ Model Encoding

**SPRN01 L -12**





# 1W SIP Package DC-DC Regulated Converter **SPRN01 & DPRN01** series

MODEL SELECTION TABLE							
ORDER NO.	INPUT			OUTPUT		EFFICIENCY (TYP.)	CAPACITOR LOAD (MAX.)
	INPUT VOLTAGE (RANGE)	INPUT CURRENT		OUTPUT VOLTAGE	OUTPUT CURRENT		
		NO LOAD	FULL LOAD				
SPRN01L-05	Normal 5V (4.75 ~ 5.5V)	35mA	294mA	5V	0 ~ 200mA	68%	100μF
SPRN01L-12		38mA	285mA	12V	0 ~ 84mA	71%	100μF
SPRN01L-15		40mA	278mA	15V	0 ~ 67mA	71%	100μF
DPRN01L-12		40mA	305mA	±12V	±0 ~ 42mA	66%	*±47μF
DPRN01L-15		45mA	299mA	±15V	±0 ~ 34mA	67%	*±47μF
SPRN01M-05		Normal 12V (11.4 ~ 13.2V)	15mA	116mA	5V	0 ~ 200mA	72%
SPRN01M-12	18mA		118mA	12V	0 ~ 84mA	72%	100μF
SPRN01M-15	18mA		115mA	15V	0 ~ 67mA	73%	100μF
DPRN01M-12	18mA		124mA	±12V	±0 ~ 42mA	68%	*±47μF
DPRN01M-15	18mA		120mA	±15V	±0 ~ 34mA	69%	*±47μF
SPRN01N-05	Normal 24V (22.8 ~ 26.4V)		10mA	65mA	5V	0 ~ 200mA	67%
SPRN01N-12		10mA	60mA	12V	0 ~ 84mA	72%	100μF
SPRN01N-15		10mA	60mA	15V	0 ~ 67mA	73%	100μF
DPRN01N-12		10mA	63mA	±12V	±0 ~ 42mA	68%	*±47μF
DPRN01N-15		11mA	63mA	±15V	±0 ~ 34mA	68%	*±47μF
SPRN01O-05		Normal 48V (45.6 ~ 52.8V)	7mA	32mA	5V	0 ~ 200mA	67%
SPRN01O-12	7mA		32mA	12V	0 ~ 84mA	67%	100μF
SPRN01O-15	8mA		32mA	15V	0 ~ 67mA	67%	100μF
DPRN01O-12	8mA		35mA	±12V	±0 ~ 42mA	63%	*±47μF
DPRN01O-15	8mA		35mA	±15V	±0 ~ 34mA	63%	*±47μF

\* For each output

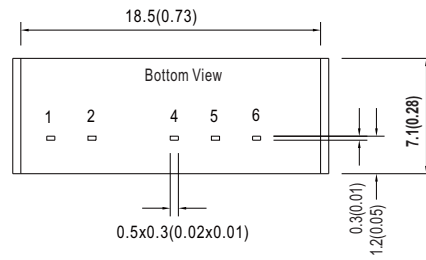
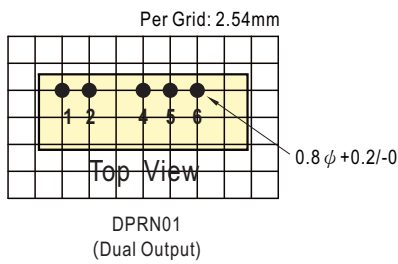
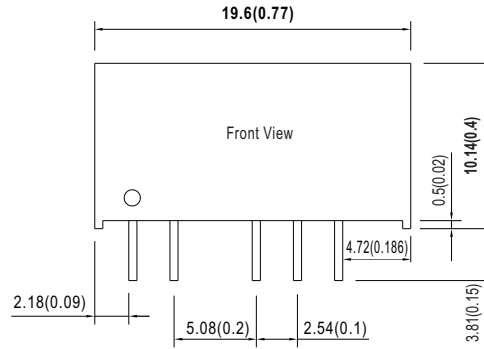
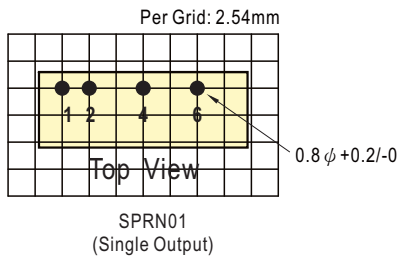


# 1W SIP Package DC-DC Regulated Converter **SPRN01 & DPRN01** series

SPECIFICATION				
INPUT	VOLTAGE RANGE	L: 4.75 ~ 5.5Vdc , M: 11.4 ~ 13.2Vdc , N: 22.8 ~ 26.4Vdc , O: 45.6 ~ 52.8Vdc		
	SURGE VOLTAGE (100ms max.)	5Vin models : 9Vdc ; 12Vin models : 18Vdc ; 24Vin models : 30Vdc ; 48Vin models : 60Vdc		
	FILTER	Internal capacitor		
	PROTECTION	Fuse recommended. 5Vin models: 500mA, 12Vin models: 250mA, 24Vin models: 100mA, 48Vin models: 60mA		
	INTERNAL POWER DISSIPATION	600mW		
OUTPUT	VOLTAGE ACCURACY	±3.0%		
	RATED POWER	1W		
	RIPPLE & NOISE <small>Note.2</small>	75mVp-p		
	LINE REGULATION <small>Note.3</small>	±1.0%		
	LOAD REGULATION <small>Note.4</small>	±1.0%		
	SWITCHING FREQUENCY (Typ.)	110KHz		
PROTECTION	SHORT CIRCUIT	SPRN01: Current limit protection 60 sec. max., DPRN01: 1 sec. max.		
ENVIRONMENT	COOLING	Free-air convection		
	WORKING TEMP.	-40 ~ +90°C (Refer to "Derating Curve")		
	CASE TEMPERATURE	+110°C max.		
	WORKING HUMIDITY	20% ~ 90% RH non-condensing		
	STORAGE TEMP., HUMIDITY	-55 ~ +125°C, 10 ~ 95% RH non-condensing		
	TEMP. COEFFICIENT	0.05% / °C (0 ~ 71°C)		
	SOLDERING TEMPERATURE	1.5mm from case of 1 ~ 3sec./260°C max.		
	VIBRATION	10 ~ 500Hz, 2G 10min./1cycle, period for 60min. each along X, Y, Z axes		
SAFETY & EMC (Note.5)	SAFETY STANDARDS	EAC TP TC 020/2011 approved		
	WITHSTAND VOLTAGE	I/P-O/P:1.5KVDC		
	ISOLATION RESISTANCE	I/P-O/P:100M Ohms / 500VDC / 25°C / 70% RH		
	ISOLATION CAPACITANCE (Typ.)	80pF		
	EMC EMISSION	<b>Parameter</b>	<b>Standard</b>	<b>Test Level / Note</b>
		Conducted	BS EN/EN55032(CISPR32)	N/A
		Radiated	BS EN/EN55032(CISPR32)	Class B
	EMC IMMUNITY	<b>Parameter</b>	<b>Standard</b>	<b>Test Level / Note</b>
		ESD	BS EN/EN61000-4-2	Level 3, ±8KV air, Level 2, ±4KV contact
		Radiated Susceptibility	BS EN/EN61000-4-3	Level 2, 3V/m
		EFT/Burest	BS EN/EN61000-4-4	Level 1, 0.5KV at power, Level 2, 0.5KV at signal
		Surge	BS EN/EN61000-4-5	Level 2, 0.5KV Line-Line, Level 2, 1KV Line ground
		Conducted	BS EN/EN61000-4-6	Level 2, 3V(e.m.f.)
Magnetic Field		BS EN/EN61000-4-8	Level 1, 1A/m	
OTHERS	MTBF	1000Khrs MIL-HDBK-217F(25°C)		
	DIMENSION (L*W*H)	19.6*7.1*10.14mm (0.77*0.28*0.40 inch)		
	CASE MATERIAL	Non-Conductive black plastic (UL 94V-0 rated)		
	PACKING	2.5g		
NOTE	<p>1.All parameters are specified at normal input(L:5Vdc, M:12Vdc, N:24Vdc, O:48Vdc), rated load, 25°C 70% RH ambient.</p> <p>2.Ripple &amp; noise are measured at 20MHz by using a 12" twisted pair terminated with a 0.1µf &amp; 47µf capacitor.</p> <p>3.Line regulation is measured from low line to high line at rated load.</p> <p>4.Load regulation is measured from 10% to 100% rated load.</p> <p>5.The final equipment must be re-confirm that it still meet EMC directives. For guidance on how to perform these EMC tests, please refer to "EMI testing of component power supplies."(as available on <a href="http://www.meanwell.com">http://www.meanwell.com</a>)</p> <p>※ Product Liability Disclaimer : For detailed information, please refer to <a href="https://www.meanwell.com/serviceDisclaimer.aspx">https://www.meanwell.com/serviceDisclaimer.aspx</a></p>			

## Mechanical Specification

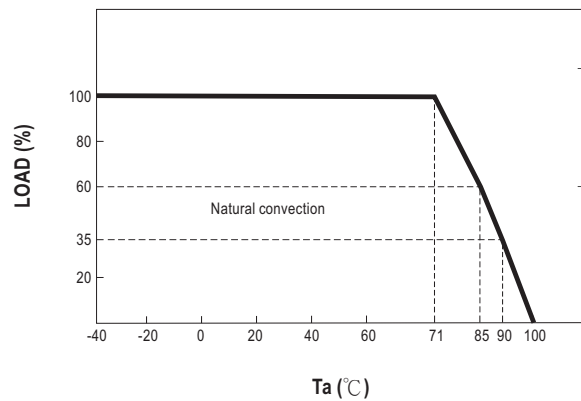
- All dimensions in mm (inch)
- Tolerance:  $x.x \pm 0.5\text{mm}$  ( $x.xx \pm 0.02''$ )  
 $x.xx \pm 0.25\text{mm}$  ( $x.xxx \pm 0.010''$ )
- Pin pitch tolerance:  $\pm 0.05\text{mm}$  ( $\pm 0.002''$ )



## Pin Configuration

Pin No.	Pin-Out	
	SPRN01 (Single output)	DPRN01 (Dual output)
1	+Vin	+Vin
2	-Vin	-Vin
4	-Vout	-Vout
5	No pin	Common
6	+Vout	+Vout

## Derating Curve



## Installation Manual

Please refer to : <http://www.meanwell.com/manual.html>