



**Features**

- Interchangeable AC plugs (plug kit sold separately)
- Universal AC input / Full range
- No load power consumption < 0.075W
- **Energy efficiency Level VI**
- Comply with EISA 2007/DoE, EU ErP and meet CoC version 5
- Class II power (without earth pin)
- Protections: Short circuit / Overload / Over voltage
- Pass LPS
- -30 ~ +70°C wide range working temperature
- Fully enclosed plastic case
- LED indicator for power on
- 2 years warranty

**Applications**

- Consumer electronic devices
- Telecommunication devices
- Office facilities
- Industrial equipments

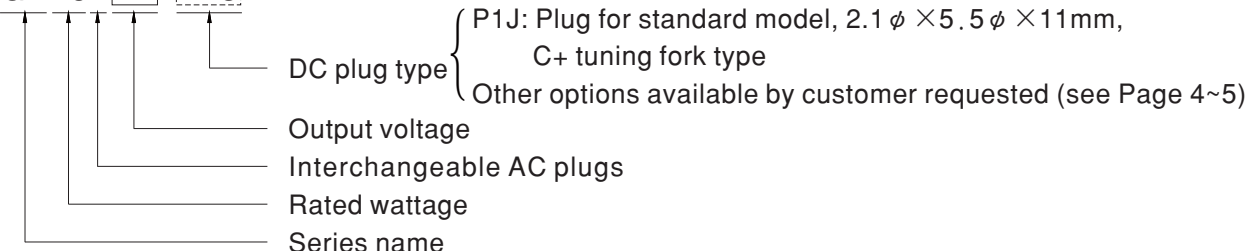
**Description**

GE40 is a highly reliable, 40W wall-mounted style single-output green adaptor series, which is compact and convenient for carry. This product is equipped with an interchangeable AC plug (4 types, including European type, USA type, U.K. type and Australian type) that makes it very suitable for businessmen to use in the major countries around the globe. GE40 is a class II power unit (without FG), accepting the input range from 90VAC to 264VAC that it can satisfy the demands for various types of electrical devices.

With the working efficiency up to 89% and the extremely low no-load power consumption below 0.075W, GE40 is compliant with the latest USA energy regulation EISA 2007/DoE (Level VI) and EU ErP. The supreme feature allows the adaptor to save the energy when it is under either the operating mode or the standby mode. The entire series is approved for international safety regulations; moreover, it adopts the 94V-0 flame retardant plastic case that it can effectively prevent users from electric hazard.

**Model Encoding**

**GE40I 12 -P1J**



Interchangeable AC plug specifically for GE series

TYPE					
	Australian type	U.K type	European type	US type	Mix four type
ORDER NO.	AC plug-AU3 (for GE40 only)	AC plug-UK (for GE12/18/24/30/40)	AC plug-EU (for GE12/18/24/30/40)	AC plug-US (for GE12/18/24/30/40)	AC plug-MIX3 (for GE40 only)

Note: Please be aware that Australian type AC plug of GE40 Series CANNOT be used on GE12-GE30 series. However, UK, European, and US type AC plug doesn't have such concern. Order NO. of Mix four type to GE40 is AC plug-MIX3, please DO NOT order AC plug-MIX.

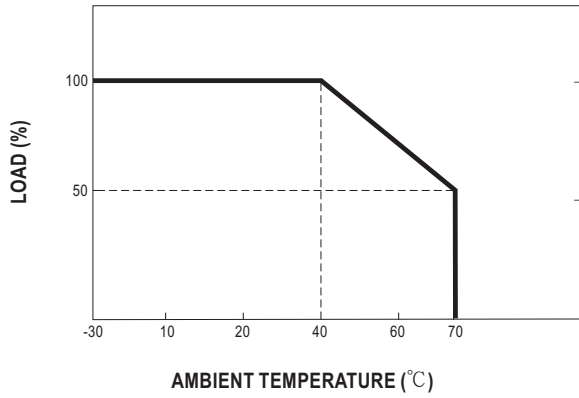
SPECIFICATION

POWER SUPPLY MAIN BODY ORDER NO.	GE40I05-P1J	GE40I07-P1J	GE40I09-P1J	GE40I12-P1J	GE40I15-P1J	GE40I18-P1J	GE40I24-P1J	GE40I36-P1J	GE40I48-P1J		
OUTPUT	<b>SAFETY MODEL NO.</b>	GE40I05	GE40I07	GE40I09	GE40I12	GE40I15	GE40I18	GE40I24	GE40I36	GE40I48	
	<b>DC VOLTAGE</b> <small>Note.2</small>	5V	7.5V	9V	12V	15V	18V	24V	36V	48V	
	<b>RATED CURRENT</b>	4A	2.66A	3.3A	3.3A	2.7A	2.2A	1.67A	1.11A	0.83A	
	<b>CURRENT RANGE</b>	0 ~ 4A	0 ~ 2.66A	0 ~ 3.3A	0 ~ 3.3A	0 ~ 2.7A	0 ~ 2.2A	0 ~ 1.67A	0 ~ 1.11A	0 ~ 0.83A	
	<b>RATED POWER (max.)</b>	20W	20W	29.7W	39.6W	40.5W	39.6W	40W	40W	40W	
	<b>RIPPLE &amp; NOISE (max.)</b> <small>Note.3</small>	100mVp-p	100mVp-p	100mVp-p	120mVp-p	150mVp-p	180mVp-p	240mVp-p	300mVp-p	300mVp-p	
	<b>VOLTAGE TOLERANCE</b> <small>Note.4</small>	±3.0%	±3.0%	±3.0%	±3.0%	±3.0%	±3.0%	±3.0%	±3.0%	±3.0%	
	<b>LINE REGULATION</b> <small>Note.5</small>	±1.0%	±1.0%	±1.0%	±1.0%	±1.0%	±1.0%	±1.0%	±1.0%	±1.0%	
	<b>LOAD REGULATION</b> <small>Note.6</small>	±3.0%	±3.0%	±3.0%	±3.0%	±3.0%	±3.0%	±3.0%	±3.0%	±3.0%	
	<b>SETUP, RISE, HOLD UP TIME</b>	3000ms, 40ms, 12ms / 230VAC      3000ms, 40ms, 12ms / 115VAC at full load									
INPUT	<b>VOLTAGE RANGE</b> <small>Note.7</small>	90 ~ 264VAC      135 ~ 370VDC									
	<b>FREQUENCY RANGE</b>	47 ~ 63Hz									
	<b>EFFICIENCY (Typ.)</b>	81%	85%	86%	87%	87%	88%	88%	89%	89%	
	<b>AC CURRENT</b>	1A / 100VAC      0.5A / 230VAC									
	<b>INRUSH CURRENT (max.)</b>	COLD START 35A / 100VAC      70A / 230VAC									
	<b>LEAKAGE CURRENT (max.)</b>	0.25mA / 240VAC									
PROTECTION	<b>OVERLOAD</b>	110% ~ 200% rated output power Protection type : Hiccup mode, recovers automatically after fault condition is removed									
	<b>OVER VOLTAGE</b>	115% ~ 135% rated output voltage Protection type : Clamp by zener diode									
ENVIRONMENT	<b>WORKING TEMP.</b>	-30 ~ +70°C (Refer to "Derating Curve")									
	<b>WORKING HUMIDITY</b>	20% ~ 90% RH non-condensing									
	<b>STORAGE TEMP., HUMIDITY</b>	-20 ~ +85°C, 10 ~ 95% RH									
	<b>TEMP. COEFFICIENT</b>	±0.03% / °C (0 ~ 40°C)									
	<b>VIBRATION</b>	10 ~ 500Hz, 2G 10min./1cycle, period for 60min. each along X, Y, Z axes									
SAFETY & EMC <small>(Note. 8)</small>	<b>SAFETY STANDARDS</b>	UL62368-1, CSA C22.2, TUV EN62368-1, AS/NZS 60950.1, CCC GB4943.1, EAC TP TC 004 approved									
	<b>WITHSTAND VOLTAGE</b>	I/P-O/P:4242VDC									
	<b>ISOLATION RESISTANCE</b>	I/P-O/P:100M Ohms / 500VDC / 25°C / 70% RH									
	<b>EMC EMISSION</b>	<b>Parameter</b>	<b>Standard</b>							<b>Test Level / Note</b>	
		Conducted emission	EN55032(CISPR32)							Class B	
		Radiated emission	EN55032(CISPR32)							Class B	
		Harmonic current	EN61000-3-2							Class A	
	<b>EMC IMMUNITY</b>	<b>Parameter</b>	<b>Standard</b>							<b>Test Level /Note</b>	
		ESD	EN61000-4-2							Level 3, 8KV air; Level 2, 4KV contact	
		RF field susceptibility	EN61000-4-3							Level 2, 3V/m	
EFT bursts		EN61000-4-4							Level 2, 1KV		
Surge susceptibility		EN61000-4-5							Level 3, 1KV/L-N		
Conducted susceptibility		EN61000-4-6							Level 2, 3V		
Magnetic field immunity		EN61000-4-8							Level 1, 1A/m		
Voltage dips , interruption		EN61000-4-11							>95% dip 0. 5 periods, 30% dip 25 periods, >95% interruptions 250 periods		
OTHERS	<b>LIFE</b>	2 years : 100% load 40°C, 8 hours / day									
	<b>MTBF</b>	100Khrs min. MIL-HDBK-217F (25°C)									
	<b>DIMENSION</b>	94*48.4*40mm (L*W*H)									
	<b>PACKING</b>	200g ; 50pcs / 12kg / CARTON									
DC OUTPUT CONNECTOR	<b>PLUG</b>	See page 4~5 ; Other type available by customer requested									
	<b>CABLE</b>	See page 4~5 ; Other type available by customer requested									

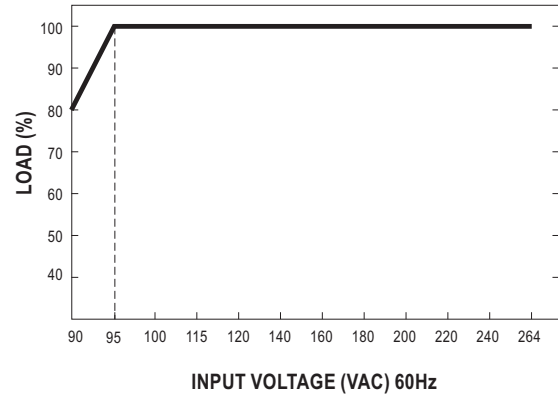
**NOTE**

- All parameters are specified at 230VAC input, rated load, 25°C 70% RH ambient.
- DC voltage: The output voltage set at point measure by plug terminal & 50% load.
- Ripple & noise are measured at 20MHz by using a 12" twisted pair terminated with a 0.1uf & 47uf capacitor.
- Tolerance: includes set up tolerance, line regulation, load regulation.
- Line regulation is measured from low line to high line at rated load.
- Load regulation is measured from 10% to 100% rated load
- Derating may be needed under low input voltage. Please check the derating curve for more details.
- The power supply is considered as an independent unit, but the final equipment still need to re-confirm that the whole system complies with the EMC directives. For guidance on how to perform these EMC tests, please refer to "EMI testing of component power supplies." (as available on <http://www.meanwell.com>)
- Main body unit and AC inlet plug should be ordered separately ; it needs to be used along with any of the AC inlet plug.
- Please be aware that Australian type AC plug of GE40 Series CANNOT be used on GE12-GE30 series. However, UK, European, and US type AC plug doesn't have such concern. Order no. of Mix four type to GE40 is AC plug-MIX3, please DO NOT order AC plug-MIX.

Derating Curve

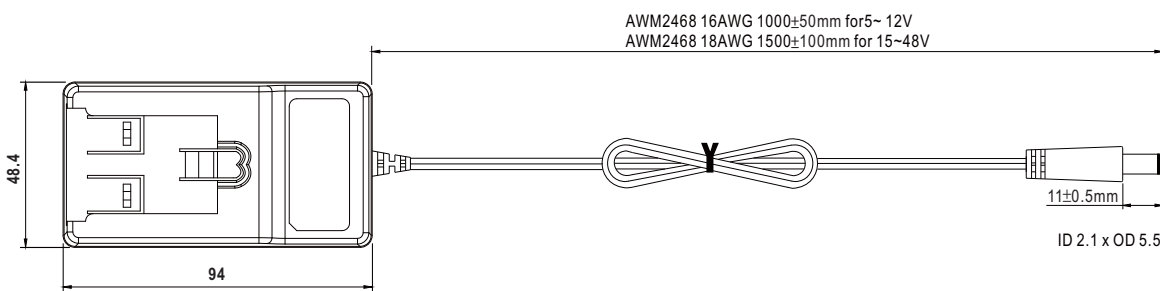
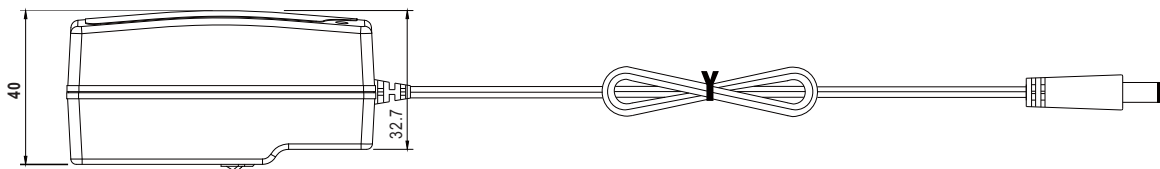


Static Characteristics



Mechanical Specification

Unit:mm





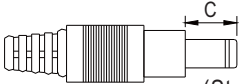
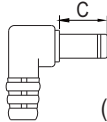


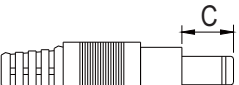
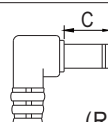


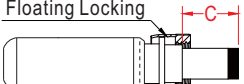


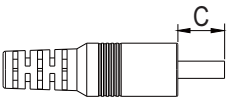

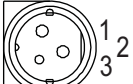

DC output plug

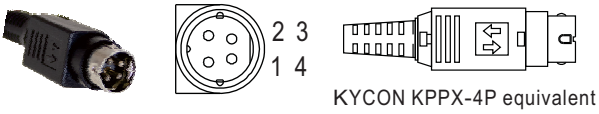
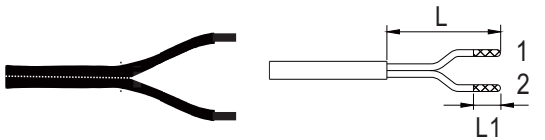
Standard plug: P1J

Unit:mm

P1J	Pin Assignment

© Optional DC plug:

Tuning Fork Style		Type No.	A	B	C
			OD	ID	L
 	 <p>(Straight)</p>	P1I	5.5	2.1	9.5
		P1L	5.5	2.5	9.5
	 <p>(Right-angled)</p>	P1M	5.5	2.5	11.0
		P1IR	5.5	2.1	9.5
		P1JR	5.5	2.1	11.0
		P1LR	5.5	2.5	9.5
	P1MR	5.5	2.5	11.0	
Barrel Style		Type No.	A	B	C
			OD	ID	L
 	 <p>(Straight)</p>	P2I	5.5	2.1	9.5
		P2J	5.5	2.1	11.0
	 <p>(Right-angled)</p>	P2L	5.5	2.5	9.5
		P2M	5.5	2.5	11.0
		P2IR	5.5	2.1	9.5
		P2JR	5.5	2.1	11.0
		P2LR	5.5	2.5	9.5
		P2MR	5.5	2.5	11.0
Lock Style		Type No.	A	B	C
			OD	ID	L
   <p>Floating Locking SWITCHCRAFT original or equivalent</p>	P2S(S761K)	5.53	2.03	12.06	
	P2K(761K)	5.53	2.54	12.06	
	P2C(S760K)	5.53	2.03	9.52	
	P2D(760K)	5.53	2.54	9.52	
Min. Pin Style		Type No.	A	B	C
			OD	ID	L
   <p>EIAJ equivalent</p>	P3A	2.35	0.7	11.0	
	P3B	4.0	1.7	11.0	
	P3C	4.75	1.7	11.0	
Min. DIN 3 Pin with Lock (male)		Type No.	Pin Assignment		
			PIN No.	Output	
   <p>KYCON KPPX-3P equivalent</p>	R6B	1	+Vo		
			2	-Vo	
			3	+Vo	

Min. DIN 4 Pin with Lock (male)	Type No.	Pin Assignment	
		PIN No.	Output
 <p>KYCON KPPX-4P equivalent</p>	R7B	1	+Vo
		2	-Vo
		3	-Vo
		4	+Vo
Stripped and tinned leads	Type No.	Pin Assignment	
		PIN No.	Output
 <p>Length of Land L1 by request (MW's standard length, L: <u>25</u>_mm, L1: <u>10</u>_mm)</p>	by customer	1 (Ribbed)	+Vo
		2 (Letter)	-Vo

■ **Installation Manual**

Please refer to : <http://www.meanwell.com/manual.html>