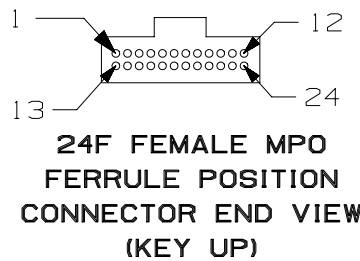
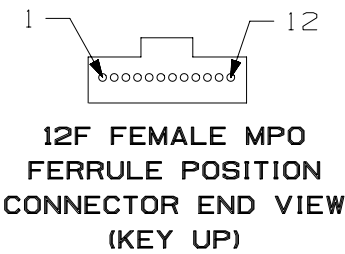
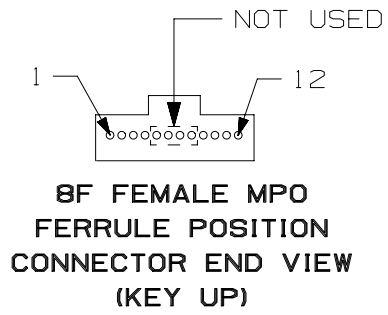


THIS COPY IS PROVIDED ON A RESTRICTED BASIS AND IS NOT TO BE USED IN ANY WAY DETRIMENTAL TO THE INTERESTS OF PANDUIT CORP.

NOTES:

1. CONNECTORS MEET THE REQUIREMENTS OF TIA/EIA-598-C.3
2. PLENUM-RATED CABLE ASSEMBLIES MEET NFPA-262 REQUIREMENTS.
LSZH-RATED CABLE ASSEMBLIES MEET IEC-60332 REQUIREMENTS.
3. A SHEET OF PERFORMANCE RESULTS ACCOMPANIES EACH CABLE ASSEMBLY.
4. ROHS COMPLIANT
5. UNLESS OTHERWISE NOTED, DIMENSIONS ARE INCHES.
6. OVERALL LENGTH AS MEASURED BETWEEN FERRULE END FACES.
7. PanMPO CONNECTORS ONLY AVAILABLE FOR 12 FIBER FERRULES,
NOT AVAILABLE FOR 24 FIBER FERRULES.

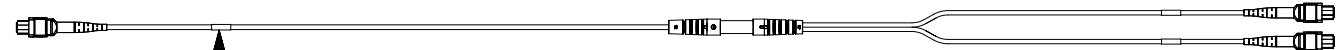


24-FIBER MPO TO 24-FIBER MPO
METHOD A SHOWN



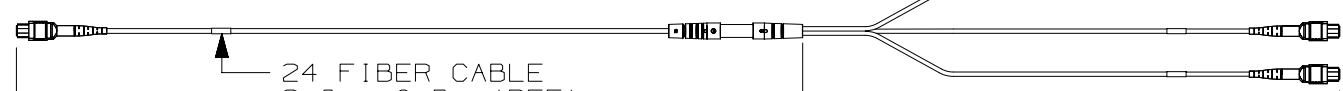
24 FIBER CABLE
3.6mm O.D. (REF)

24-FIBER MPO TO (2) 12-FIBER MPOS
METHOD A SHOWN



24 FIBER CABLE
3.6mm O.D. (REF)

24-FIBER MPO TO (3) 8-FIBER MPOS
METHOD A SHOWN



24 FIBER CABLE
3.6mm O.D. (REF)

BREAKOUT LENGTH $\begin{matrix} +3 \\ -0 \end{matrix}$

TOTAL LENGTH MEASURED FROM ENDFACE TO ENDFACE

R	8/29/16	JSP	BJBE	EJH	RELEASED TO PRODUCTION				00078EFL-DC
REV	DATE	BY	CHK	APR	DESCRIPTION	ECN			

TITLE		24 FIBER MPO (MP024) INTERCONNECT CABLE ASSEMBLIES	
CUSTOMER DRAWING			
ITEM REVISION NAME	00078EFL/00	PANDUIT	
DATASET FILE NAME	00078EFL_DC/00B		
UNLESS OTHERWISE SPECIFIED, DIMENSIONAL TOLERANCES ARE: IN (mm)		MATERIAL:	
.x ± .1 (2.54)	.xxx ± .005 (.127)	N/A	
.xx ± .01 (.25)	ANGLES ± 5 °	DRAWING NUMBER:	
THIRD ANGLE PROJECTION		00078EFL-DC	
DRAWN BY	DATE	CHK	SCALE
BJBE	8/29/16	JAWI	NONE
SHT 1 OF 2		SIZE	
		A	

THIS COPY IS PROVIDED ON A RESTRICTED BASIS AND IS NOT TO BE USED IN ANY WAY DETRIMENTAL TO THE INTERESTS OF PANDUIT CORP.

TABLE 1: MPO FERRULE POSITION (END A TO END B)

Table with columns for Fiber Color, End A (Method A), and End B (Method A and Method B). It lists MPO positions for various fiber colors from 1-24 Fiber MPO to 3-8 Fiber MPO.

TABLE 2: 24-FIBER INTERCONNECT PART NUMBER MATRIX

Table with columns 1-15 and rows F, U, R, N. Includes technical specifications: LENGTH (001 TO 030 M, 003 TO 100 FT.), UNIT OF MEASURE (F = FEET, M = METERS), PULLING EYE (N = NO PULLING EYE), PERFORMANCE/POLARITY (A, X, Y), CONNECTOR VARIANTS (3-5), CONNECTOR END B (E, J), CONNECTOR VARIANTS (N), CONNECTORS END A (E), FLAME RATING (P, L), CABLE TYPE (R), FIBER COUNT (U), FIBER TYPE (X, Z, 9), and PRODUCT DESIGNATION (F=FIBER).

B

B

←

→

A

A

Product specification table with columns for REV, DATE, BY, CHK, APR, DESCRIPTION, ECN, TITLE, ITEM REVISION NAME, DATASET FILE NAME, MATERIAL, DRAWING NUMBER, and SIZE. Includes drawing title '24 FIBER MPO (MP024) INTERCONNECT CABLE ASSEMBLIES' and drawing number '00078EFL-DC'.