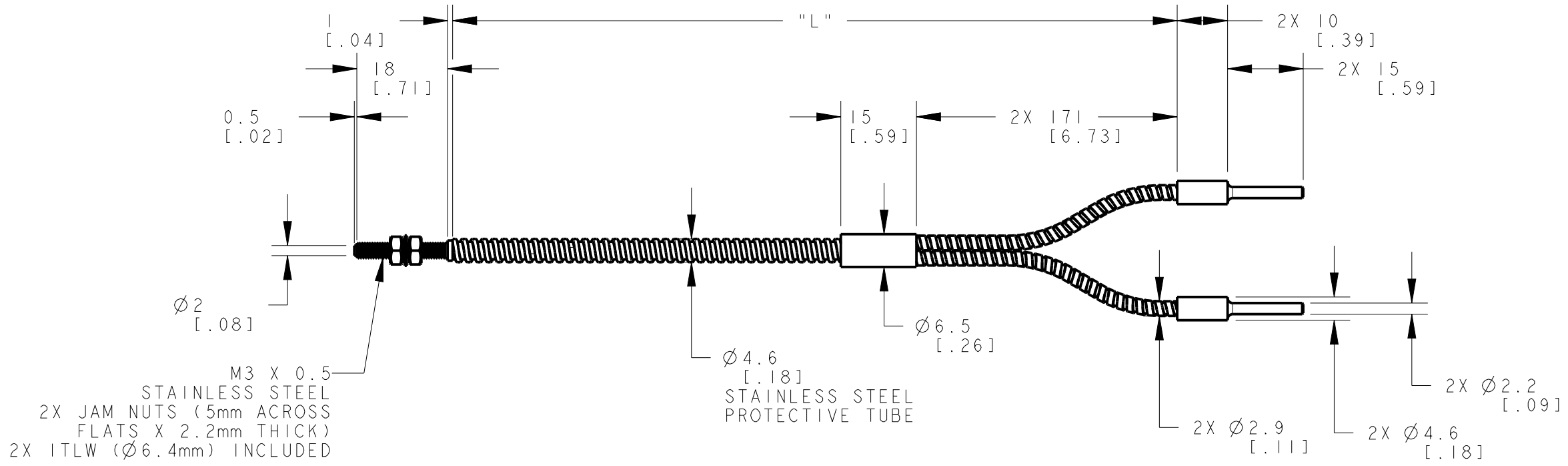
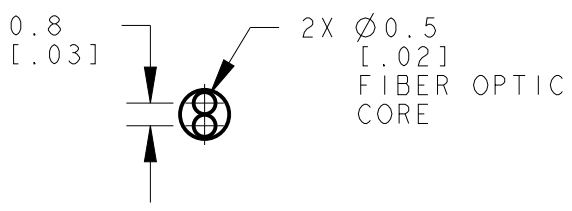
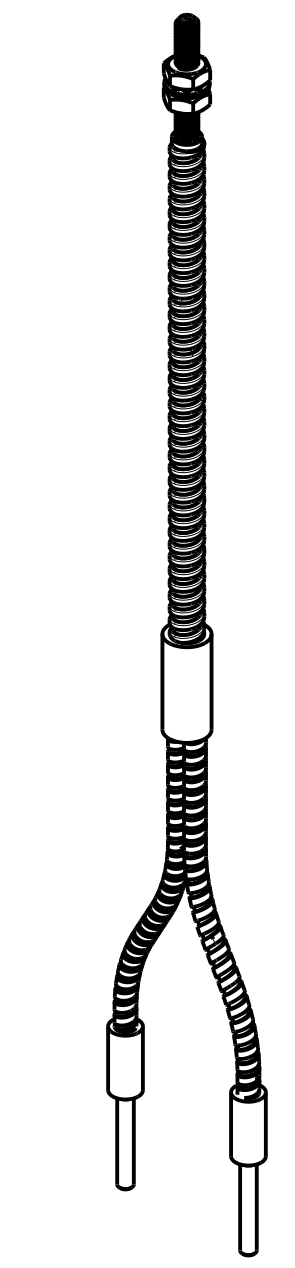


MODEL NO.	"L"	P/N
PBT26TSL5M3-VL	2000	807885
PBT23TSL5M3-VL	1000	807884



M3 X 0.5  
STAINLESS STEEL  
2X JAM NUTS (5mm ACROSS  
FLATS X 2.2mm THICK)  
2X ITLW (Ø6.4mm) INCLUDED

Ø4.6  
[.18]  
STAINLESS STEEL  
PROTECTIVE TUBE



ISOMETRIC VIEW

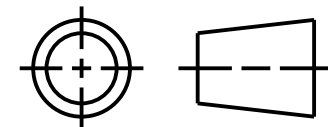
NOTES:  
1. ALL DIMENSIONS ARE MILLIMETERS [INCHES] UNLESS OTHERWISE NOTED.  
2. REFER TO "www.bannerengineering.com" FOR ADDITIONAL DATA AND SPECIFICATIONS.

This drawing is the property of BANNER ENGINEERING CORP. Any use or reproduction, in any form, without prior written permission of Banner is prohibited. © 2015 Banner Engineering Corp.



BANNER ENGINEERING CORP.  
www.bannerengineering.com

THIRD ANGLE PROJECTION



TITLE  
**PBT2 W/M3 THREAD VANTAGE LINE SERIES TERMINATED S.S SHEATHED**

SIZE B	DRAWING NO. <b>211709</b>	REV. <b>C</b>
SCALE 1:1	SHEET 1 OF 1	

CREO