

# Product data sheet

## Characteristics

# XB4BW3465

Harmony XB4, Illuminated push button, metal, flush, red, Ø22, spring return, <= 250 V, 1 NO + 1 NC

Product availability : Stock - Normally stocked in distribution facility



Price\* : 99.00 USD



### Main

|                                 |   |
|---------------------------------|---|
| Range of product                | Harmony XB4   |
| Product or component type       | Illuminated push-button   |
| Device short name               | XB4   |
| Bezel material                  | Chromium plated metal   |
| Fixing collar material          | Zamak   |
| Mounting diameter               | 0.87 in (22 mm)   |
| Sale per indivisible quantity   | 1   |
| Head type                       | Standard  |
| Shape of signaling unit head    | Round   |
| Type of operator                | spring return   |
| Operator profile                | Red flush   |
| Operator additional information | With plain lens   |
| Contacts type and composition   | 1 NO + 1 NC   |
| Contact operation               | Slow-break  |
| Connections - terminals         | Screw clamp terminals, <= 2 x 1.5 mm <sup>2</sup> with cable end EN/IEC 60947-1<br>Screw clamp terminals, 1 x 0.22...2 x 2.5 mm <sup>2</sup> without cable end conforming to EN/IEC 60947-1 |
| Light source                    | Bulb not included   |
| Bulb base                       | BA 9s   |
| Light block supply              | Direct <2.4 W   |
| [Us] rated supply voltage       | <= 250 V  |

### Complementary

|        |                 |
|--------|-----------------|
| Height | 1.85 in (47 mm) |
| Width  | 1.18 in (30 mm) |

\* Price is "List Price" and may be subject to a trade discount – check with your local distributor or retailer for actual price.

|  |   |
|--|---|
| Depth  | 2.24 in (57 mm)   |
| Terminals description ISO n°1                            | (21-22)NC<br>(13-14)NO  |
| Net Weight   | 0.21 lb(US) (0.097 kg)  |
| Resistance to high pressure washer                       | 1015.26 psi (7000000 Pa) 131 °F (55 °C) 0.1 m   |
| Contacts usage   | Standard contacts   |
| Positive opening   | With EN/IEC 60947-5-1 appendix K  |
| Operating travel   | 0.06 in (1.5 mm) NC changing electrical state)<br>0.10 in (2.6 mm) NO changing electrical state)<br>0.17 in (4.3 mm) total travel)  |
| Operating force  | 3.5 N NC changing electrical state<br>3.8 N   |
| Mechanical durability                                    | 10000000 cycles   |
| Tightening torque  | 7.08...10.62 lbf.in (0.8...1.2 N.m) EN 60947-1  |
| Shape of screw head                                      | Cross Philips no 1<br>Cross pozidriv No 1<br>Slotted flat Ø 4 mm<br>Slotted flat Ø 5.5 mm   |
| Contacts material  | Silver alloy (Ag/Ni)  |
| Short-circuit protection                                 | 10 A cartridge fuse gG EN/IEC 60947-5-1   |
| [I <sub>th</sub> ] conventional free air thermal current | 10 A EN/IEC 60947-5-1   |
| [U <sub>i</sub> ] rated insulation voltage               | 600 V 3)EN/IEC 60947-1  |
| [U <sub>imp</sub> ] rated impulse withstand voltage      | 6 kV EN/IEC 60947-1   |
| [I <sub>e</sub> ] rated operational current              | 3 A 240 V, AC-15, A600 EN/IEC 60947-5-1<br>6 A 120 V, AC-15, A600 EN/IEC 60947-5-1<br>0.1 A 600 V, DC-13, Q600 EN/IEC 60947-5-1<br>0.27 A 250 V, DC-13, Q600 EN/IEC 60947-5-1<br>0.55 A 125 V, DC-13, Q600 EN/IEC 60947-5-1<br>1.2 A 600 V, AC-15, A600 EN/IEC 60947-5-1  |
| Electrical durability                                    | 1000000 cycles, AC-15, 2 A 230 V 3600 cyc/h 0.5 EN/IEC 60947-5-1 appendix C<br>1000000 cycles, AC-15, 3 A 120 V 3600 cyc/h 0.5 EN/IEC 60947-5-1 appendix C<br>1000000 cycles, AC-15, 4 A 24 V 3600 cyc/h 0.5 EN/IEC 60947-5-1 appendix C<br>1000000 cycles, DC-13, 0.2 A 110 V 3600 cyc/h 0.5 EN/IEC 60947-5-1 appendix C<br>1000000 cycles, DC-13, 0.5 A 24 V 3600 cyc/h 0.5 EN/IEC 60947-5-1 appendix C |
| Electrical reliability                                   | $\Lambda < 10\exp(-6)$ 5 V 1 mA in clean environment EN/IEC 60947-5-4<br>$\Lambda < 10\exp(-8)$ 17 V 5 mA in clean environment EN/IEC 60947-5-4   |
| Signalling type  | Steady  |
| Device presentation                                      | Complete product  |

## Environment

|                                       |   |
|---------------------------------------|---|
| Protective treatment                  | TH  |
| Ambient air temperature for storage   | -40...158 °F (-40...70 °C)  |
| Ambient air temperature for operation | -40...131 °F (-40...55 °C)  |
| Electrical shock protection class     | Class I IEC 60536   |
| IP degree of protection               | IP66 IEC 60529<br>IP67<br>IP69<br>IP69K   |
| NEMA degree of protection             | NEMA 13<br>NEMA 4X  |
| IK degree of protection               | IK06 IEC 50102  |
| Standards                             | EN/IEC 60947-5-5<br>CSA C22.2 No 14<br>EN/IEC 60947-5-1<br>JIS C8201-5-1<br>EN/IEC 60947-5-4<br>UL 508<br>EN/IEC 60947-1<br>JIS C8201-1 |
| Product certifications                | UL Listed<br>GL   |

CSA  
LROS (Lloyds register of shipping)  
DNV  
BV

|                      |  |
|----------------------|--|
| Vibration resistance | 5 gn 2...500 Hz)IEC 60068-2-6  |
| Shock resistance     | 30 gn 18 ms) half sine wave acceleration IEC 60068-2-27<br>50 gn 11 ms) half sine wave acceleration IEC 60068-2-27 |

### Ordering and shipping details

|                       |                                     |
|-----------------------|-------------------------------------|
| Category              | 22468 - PUSHBUTTONS,22MM(METAL) NEW |
| Discount Schedule     | CS2                                 |
| GTIN                  | 03389110887310                      |
| Nbr. of units in pkg. | 1                                   |
| Package weight(Lbs)   | 3.39 oz (96 g)                      |
| Returnability         | Yes                                 |
| Country of origin     | CZ                                  |

### Packing Units

|                              |                         |
|------------------------------|-------------------------|
| Unit Type of Package 1       | PCE                     |
| Package 1 Height             | 1.34 in (3.4 cm)        |
| Package 1 width              | 1.97 in (5 cm)          |
| Package 1 Length             | 3.39 in (8.6 cm)        |
| Unit Type of Package 2       | S02                     |
| Number of Units in Package 2 | 55                      |
| Package 2 Weight             | 12.33 lb(US) (5.595 kg) |
| Package 2 Height             | 5.91 in (15 cm)         |
| Package 2 width              | 11.81 in (30 cm)        |
| Package 2 Length             | 15.75 in (40 cm)        |

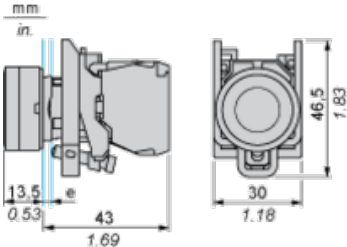
### Offer Sustainability

|                            |   |
|----------------------------|---|
| Sustainable offer status   | Green Premium product   |
| California proposition 65  | WARNING: This product can expose you to chemicals including: Lead and lead compounds, which is known to the State of California to cause cancer and birth defects or other reproductive harm. For more information go to <a href="http://www.P65Warnings.ca.gov">www.P65Warnings.ca.gov</a> |
| REACH Regulation           | <a href="#">REACH Declaration</a>   |
| REACH free of SVHC         | Yes   |
| EU RoHS Directive          | Pro-active compliance (Product out of EU RoHS legal scope)<br><a href="#">EU RoHS Declaration</a>   |
| Mercury free               | Yes   |
| RoHS exemption information | <a href="#">Yes</a>   |
| China RoHS Regulation      | <a href="#">China RoHS declaration</a>  |
| Environmental Disclosure   | <a href="#">Product Environmental Profile</a>   |
| Circularity Profile        | <a href="#">End of Life Information</a>   |
| WEEE                       | The product must be disposed on European Union markets following specific waste collection and never end up in rubbish bins.  |

### Contractual warranty

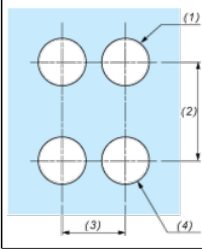
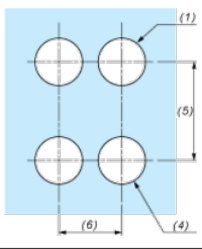
|          |           |
|----------|-----------|
| Warranty | 18 months |
|----------|-----------|

Dimensions



e : clamping thickness: 1 to 6 mm / 0.04 to 0.24 in.

Panel Cut-out for Pushbuttons, Switches and Pilot Lights (Finished Holes, Ready for Installation)

| Connection by Screw Clamp Terminals or Plug-in Connectors or on Printed Circuit Board   | Connection by Faston Connectors  |
|---|--|
|    |  |
| <p>(1) Diameter on finished panel or support</p> <p>(2) 40 mm min. / 1.57 in. min.</p> <p>(3) 30 mm min. / 1.18 in. min.</p> <p>(4) <math>\varnothing 22.5 \text{ mm} / 0.89 \text{ in. recommended } (\varnothing 22.3 \text{ mm}_0^{+0.4} / 0.88 \text{ in.}_0^{+0.016})</math></p> <p>(5) 45 mm min. / 1.78 in. min.</p> <p>(6) 32 mm min. / 1.26 in. min.</p> |  |