

RXM4GB2U7

Harmony, Miniature plug-in relay, 3 A, 4 CO, with LED, with lockable test button, 240 V AC

Product availability : Non-Stock - Not normally stocked in distribution facility



Price* : 8.30 USD



Main

Range of product	Harmony Electromechanical Relays
Series name	Miniature
Product or component type	Plug-in relay
Device short name	RXM
Contacts type and composition	4 C/O
[Uc] control circuit voltage	240 V AC 50/60 Hz
[Ithe] conventional enclosed thermal current	3 A -40...131 °F (-40...55 °C)
Status LED	With
Control type	Lockable test button
Utilisation coefficient	20 %

Complementary

Shape of pin	Flat
[Ui] rated insulation voltage	250 V IEC 300 V CSA 300 V UL
[Uimp] rated impulse withstand voltage	2.5 kV 1.2/50 µs
Contacts material	Gold plated bifurcated silver
[Ie] rated operational current	2 A 28 V DC) NO IEC 2 A 250 V AC) NO IEC 1 A 28 V DC) NC IEC 1 A 250 V AC) NC IEC 3 A 28 V DC) UL 3 A 277 V AC) UL
Maximum switching voltage	250 V IEC
Resistive rated load	3 A 250 V AC

* Price is "List Price" and may be subject to a trade discount – check with your local distributor or retailer for actual price.

	3 A 28 V DC
Maximum switching capacity	750 VA/84 W
Minimum switching capacity	15 mW 3 mA, 5 V
Operating rate	<= 1200 cycles/hour under load <= 18000 cycles/hour no-load
Mechanical durability	10000000 cycles
Electrical durability	100000 cycles resistive depending on mounting position and working environment
Average coil consumption in VA	1.2 60 Hz
Average consumption	1.2 VA 60 Hz
Drop-out voltage threshold	>= 0.15 Uc
Operate time	20 ms
Release time	20 ms
Average coil resistance	17720 Ohm 20 °C +/- 15 %
Rated operational voltage limits	192...264 V AC
Protection category	RT I
Test levels	Level A
Operating position	Any position
Net Weight	0.08 lb(US) (0.037 kg)
Device presentation	Complete product

Environment

Dielectric strength	1300 V AC between contacts with micro disconnection 2000 V AC between coil and contact 2000 V AC between poles
Product certifications	CSA GOST UL Lloyd's CE
Standards	EN/IEC 61810-1 CSA C22.2 No 14 UL 508
Ambient air temperature for storage	-40...185 °F (-40...85 °C)
Ambient air temperature for operation	-40...131 °F (-40...55 °C)
Vibration resistance	3 gn +/- 1 mm 10...150 Hz)5 cycles in operation 5 gn +/- 1 mm 10...150 Hz)5 cycles not operating
IP degree of protection	IP40 conforming to EN/IEC 60529
Shock resistance	10 gn in operation 30 gn not operating
Pollution degree	2

Ordering and shipping details

Category	21127 - ZELIO ICE CUBE RELAYS
Discount Schedule	CP2
GTIN	03389119404051
Nbr. of units in pkg.	10
Package weight(Lbs)	0.08 lb(US) (0.04 kg)
Returnability	No
Country of origin	CN

Packing Units

Package 1 Height	0.470 dm
Package 1 width	0.210 dm
Package 1 Length	0.270 dm

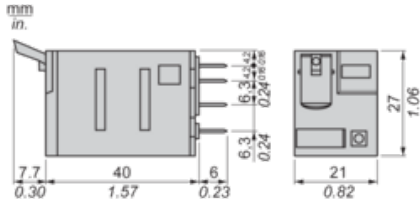
Offer Sustainability

Sustainable offer status	Green Premium product
California proposition 65	WARNING: This product can expose you to chemicals including: Nickel compounds, which is known to the State of California to cause cancer, and Di-isodecyl phthalate (DIDP), which is known to the State of California to cause birth defects or other reproductive harm. For more information go to www.P65Warnings.ca.gov
RECh Regulation	RECh Declaration
RECh free of SVHC	Yes
EU RoHS Directive	Pro-active compliance (Product out of EU RoHS legal scope) EU RoHS Declaration
Toxic heavy metal free	Yes
Mercury free	Yes
RoHS exemption information	Yes
China RoHS Regulation	China RoHS declaration
Environmental Disclosure	Product Environmental Profile
WEEE	The product must be disposed on European Union markets following specific waste collection and never end up in rubbish bins.

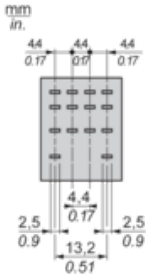
Contractual warranty

Warranty	18 months
----------	-----------

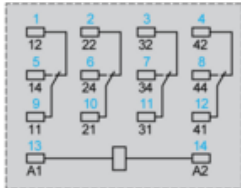

Dimensions



Pin Side View



Wiring Diagram

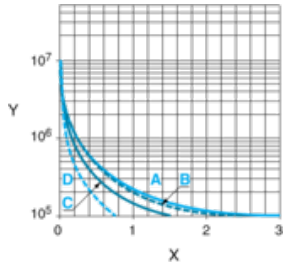


Symbols shown in blue correspond to Nema marking.

Electrical Durability of Contacts

Durability (inductive load) = durability (resistive load) x reduction coefficient.

Resistive AC load



X Switching capacity (kVA)

Y Durability (Number of operating cycles)

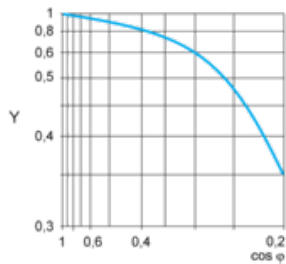
A RXM2AB...

B RXM3AB...

C RXM4AB...

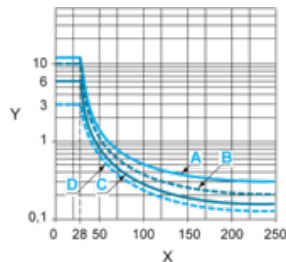
D RXM4GB...

Reduction coefficient for inductive AC load (depending on power factor $\cos \phi$)



Y Reduction coefficient (A)

Maximum switching capacity on resistive DC load



X Voltage DC

Y Current DC

A RXM2AB...

B RXM3AB...

C RXM4AB...

D RXM4GB...

Note : These are typical curves, actual durability depends on load, environment, duty cycle, etc.